

TECHNICAL INFORMATION



SUBJECT: Starter assembly and its related parts on **ECHO CS-590, CS-600S, CS-620SX and shindaiwa 600sx**

Number: Y2019-670(1/3)

Issued: Jul. 18, 2019

Revised: Mar. 31, 2020

Changed bolts and added collars on starter case for tightening more securely.
 Changed starter grip, oil cap and fuel cap for parts unification.

	Serial Number 38010080 and before	Serial Number 38010081 and after
CS-590(38)	Serial Number 38010080 and before	Serial Number 38010081 and after
CS-600S(20)	Serial Number 20003160 and before	Serial Number 20003161 and after
CS-620SX(24)	Serial Number 24001510 and before	Serial Number 24001511 and after
CS-620SX(30)	Serial Number 30003810 and before	Serial Number 30003811 and after
CS-620SX(33)	Serial Number 33002905 and before	Serial Number 33002906 and after
600sx(24)	Serial Number 24001780 and before	Serial Number 24001781 and after
Fan cover	<p>A172-000842</p>	<p>A172-000843</p>
Starter grip	<p>A511-000072</p>	<p>A511-000300</p>
Starter case	<p>P021-047600: for ECHO P021-049830: for shindaiwa</p>	<p>P100-007940: for ECHO P100-008050: for shindaiwa</p>
Collar	Nil	V353-000760: 4 pcs
Torx bolt	V805-000010: 4 pcs	V805-000160: 4 pcs
Starter assembly	P021-041832: for ECHO P021-041842: for shindaiwa	P100-007950: for ECHO P100-008060: for shindaiwa
Recoil starter assembly	Nil	P200-001010: for ECHO P200-001020: for shindaiwa
<p>When assembling new fan cover A172-000843 on the units before this change, refer to contents on page 3. And choose one of following ways.</p> <ol style="list-style-type: none"> 1. Process starter assembly. 2. Assemble recoil starter assembly P200-001010 (for ECHO model) or P200-001020 (for shindaiwa model). <p>Starter case P021-047600 (for ECHO model) or P021-049830 (for shindaiwa model) is superseded by recoil starter assembly P200-001010 (for ECHO model) or P200-001020 (for shindaiwa model). Starter assembly P021-041832 (for ECHO model) or P021-041842 (for shindaiwa model) is superseded by recoil starter assembly P200-001010 (for ECHO model) or P200-001020 (for shindaiwa model).</p> <p>A set of fan cover A172-000843, starter grip A511-000300, starter case P100-007940 (for ECHO model) or P100-008050 (for shindaiwa model) can be used on the units before this change.</p>		

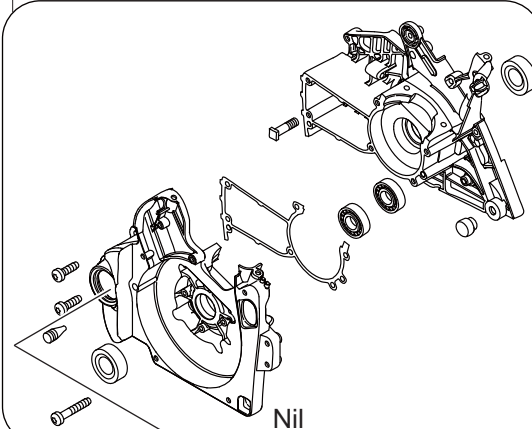
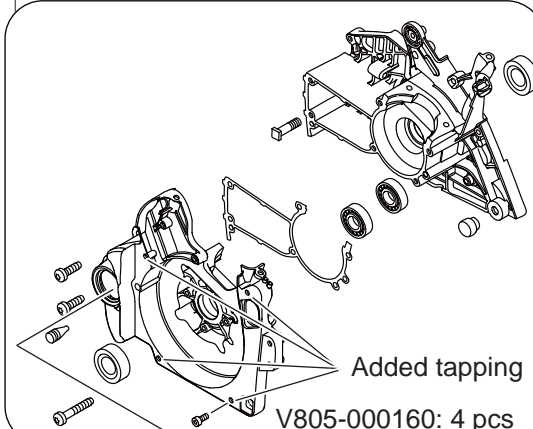












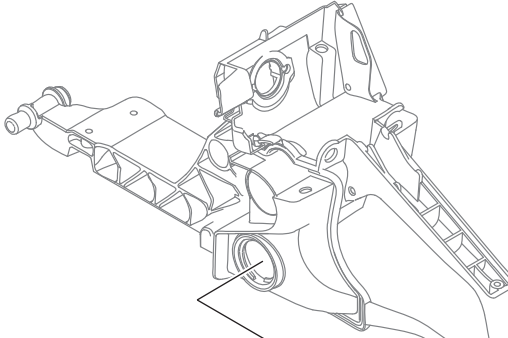
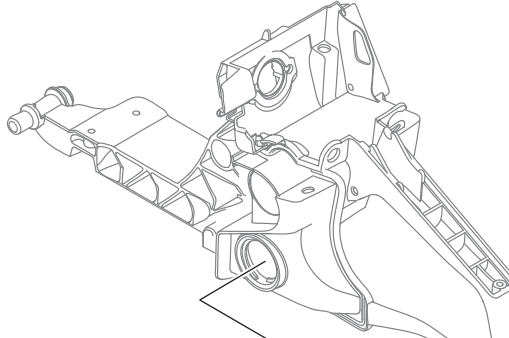










(Continued)

111291 H31D H31E --- H31M --- ---
 120282 H31F



TOKYO, JAPAN
 Printed in Japan

TECHNICAL INFORMATION Number: Y2019-670(2/3)

<p>Crankcase set</p>	<p>P100-007330: CS-590 P021-043800,P021-043801,P021-043802 : CS-600S P021-044011 or P021-044012: CS-620SX P021-045100 or P021-045101: 600sx</p>  <p>Nil</p>	<p>P200-000980: CS-590 P200-000920 : CS-600S P200-000940: CS-620SX P200-000950: 600sx</p>  <p>Added tapping V805-000160: 4 pcs</p>
<p>Torx bolt</p>	<p>900246-03008</p>  <p>131051-19830</p> 	<p>Nil</p>  <p>A365-000050</p> 
<p>Screw</p>	<p>131050-19830</p> 	<p>Nil</p> 
<p>Cap connector</p>	<p>900720-00028</p> 	<p>Nil</p> 
<p>Link retainer</p>	<p>P021-016031</p> 	<p>P100-004881</p> 
<p>O-ring</p>	<p>900720-00028</p> 	<p>900720-20029</p> 
<p>Oil cap</p>		
<p>Screw</p>	<p>900246-03008</p> 	<p>Nil</p> 
<p>Cap connector</p>	<p>131051-19830</p> 	<p>A365-000050</p> 
<p>Link retainer</p>	<p>131050-19830</p> 	<p>Nil</p> 
<p>O-ring</p>	<p>900720-20029</p> 	<p>V581-000600</p> 
<p>Fuel cap</p>	<p>P021-016041: for ECHO P021-016681: for shindaiwa</p> 	<p>P100-004891: for ECHO P100-006351: for shindaiwa</p> 

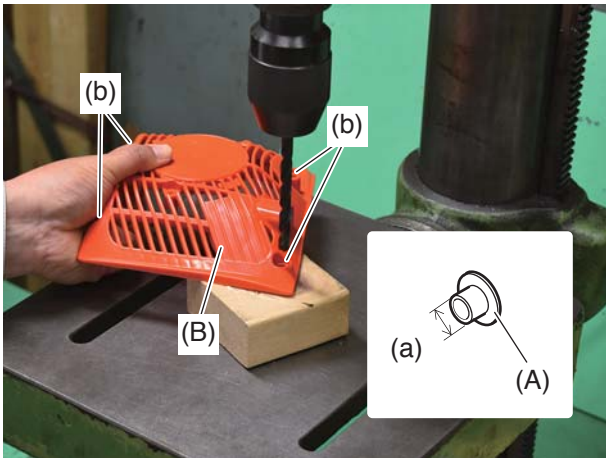
Crankcase set P100-007330 can be replaced with P200-000980.
Crankcase set P021-043800, P021-043801 or P021-043802 can be replaced with P200-000920.
Crankcase set P021-044011 or P021-044012 can be replaced with P200-000940.
Crankcase set P021-045100 or P021-045101 can be replaced with P200-000950.
Oil cap P100-004881 can be used on the unit before this change.
Fuel cap P100-004891 or P100-006351 can be used on the unit before this change.

(Continued)

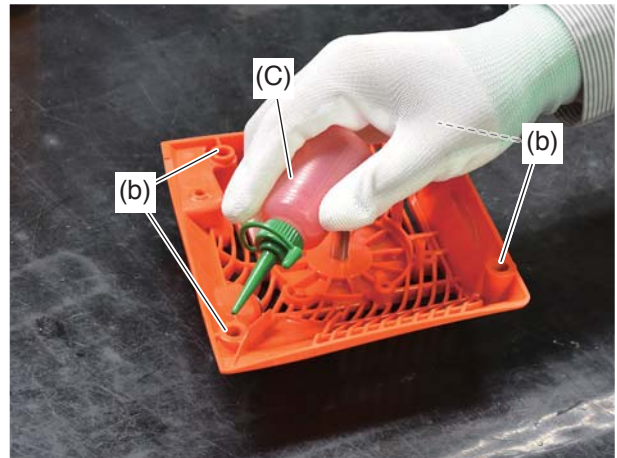
TECHNICAL INFORMATION Number: Y2019-670(3/3)

The following is way to assemble new fan cover A172-000843 on the units before this change.


How to assemble former starter case (P021-047600 or P021-049830) and current fan cover (A172-000843)




1. Measure collar V353-000760 outer diameter (a). Confirm the outer diameter (a) is about 7.5 mm.
2. Widen 4 holes (b) of starter case P021-047600 (B) using drill bit sizes 7.5 mm, to fit collar V353-0000760 (A).



3. Apply adhesive Loctite 242 or equivalent (C) in holes (b).



4. Press 4 pcs of collar V353-0000760 (A) in holes (b).



5. After assembling related starter parts to starter case (B) with 4 pcs of collar (A), assemble fan cover A172-000843 (D).