



Parts Manual

Mfg. No: 2691106-00
ELT2642RDF, 26 Gross HP Rear
Discharge Lawn Tractor and 107cm Mower
Deck (CE/Export)

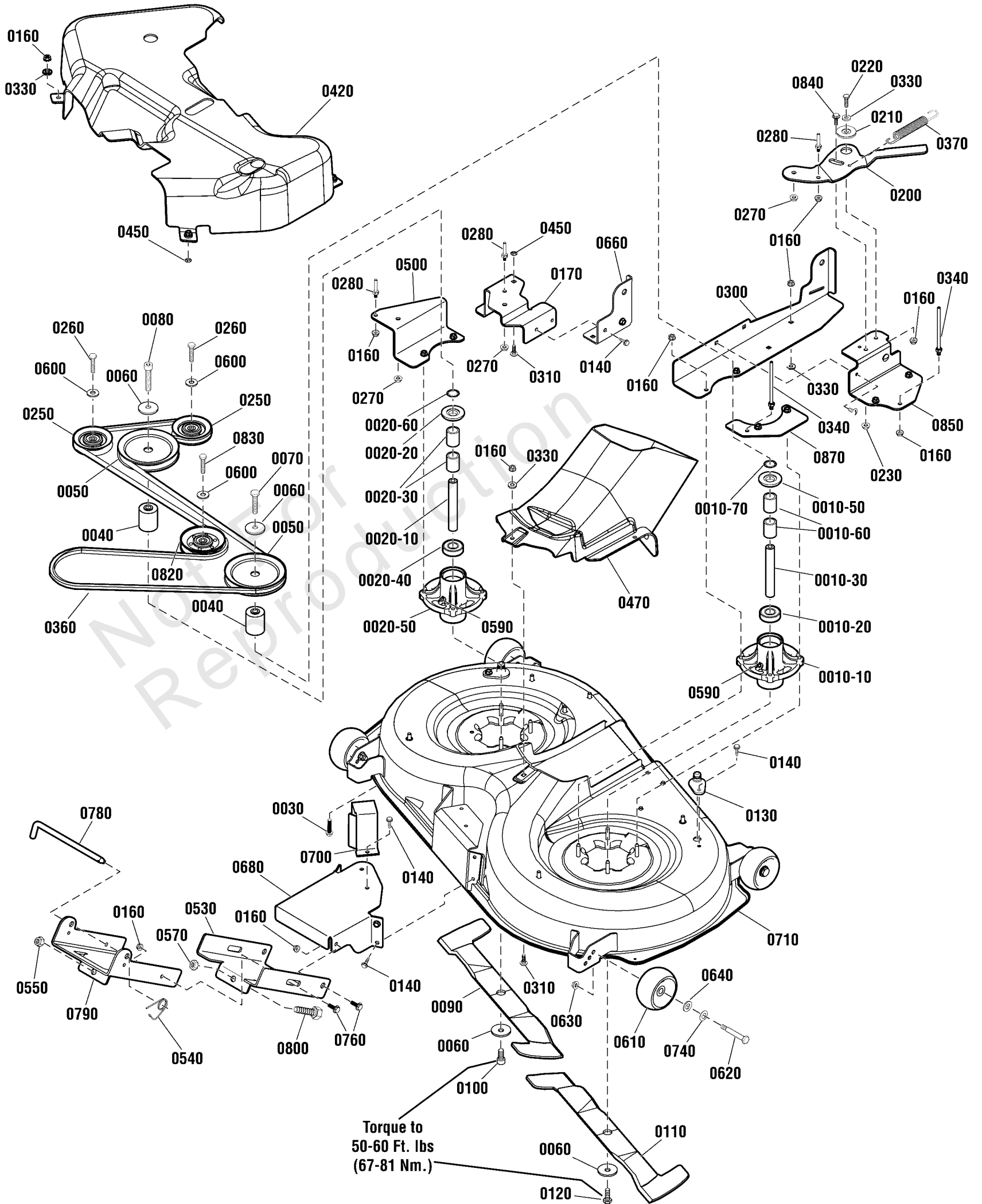
Model Components	Page
107cm Mower Deck (885933).....	4
Collector Group - 350 Liter (885932).....	8
Controls Group (885907).....	12
Decals Group (D885823_D885940).....	14
Electrical Group (885690).....	16
Engine Group (885676_885737_885927_885928).....	18
Frame & Front Axle Group (885908).....	22
Guard Group (885597a).....	26
Hood, Grille & Dash Group (885787a).....	28
Lift Group (885450).....	30
Seat Deck & Fuel Tank Group (885788_885939).....	32
Steering Group (885822a).....	34
Transmission Group (885706a_2991379).....	36
Transmission SERVICE PARTS - Hydro Gear 324-0610 (885528).....	38
Wheel & Tire Group (W885823_W885940).....	44
Torque Specification Chart.....	46

Not For
Reproduction

107cm Mower Deck (885933)

Note: Unless noted otherwise, use the standard torque specifications

Mfg. No: 2691106-00



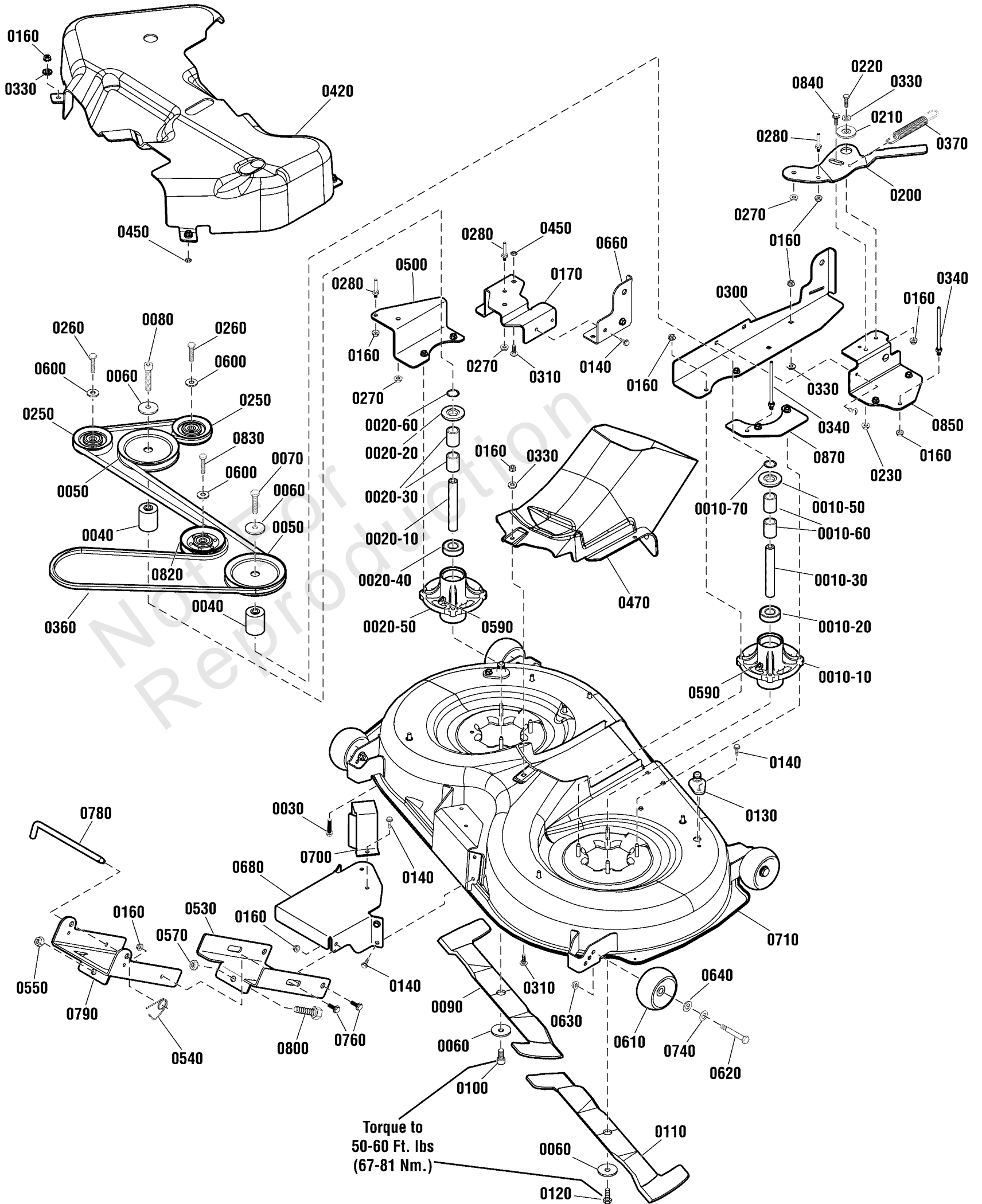
107cm Mower Deck (885933)

REF NO	PART NO	QTY	DESCRIPTION
0010-10	1735573YP	1	HOUSING, Spindle
0010-20	1735399YP	2	BEARING, Ball, 20mm
0010-30	1735326YP	1	SHAFT, Spindle
0010-50	1735323YP	2	SHIELD, Arbor
0010-60	1735328YP	2	SPACER, Bearing
0010-70	1960766YP	2	RING, SELF LOCKING
0020-10	885420YP	1	SHAFT, SPINDLE, RH
0020-20	1735323YP	2	SHIELD, Arbor
0020-30	1735328YP	2	SPACER, Bearing
0020-40	1735399YP	2	BEARING, Ball, 20mm
0020-50	1735573YP	1	HOUSING, Spindle
0020-60	1960766YP	2	RING, SELF LOCKING
0030	1930600SM	8	SCREW, Hex Washer Head, Taptite, 5/16-18 x 1-1/2
0040	1750338YP	2	SPACER, Mower Drive
0050	1737835YP	2	PULLEY, V, Deep Groove
0060	1656916SM	4	WASHER, SPRING 0.475I
0070	1926110SM	1	CAPSCREW-HEX HD 7/16-
0080	885456YP	1	CAPSCREW, Socket Head, 7/16-14 x 2-3/4
0090	885715BMYP	1	BLADE, RH, 21"
0100	885455YP	1	CAPSCREW, Socket Head, 7/16-14 x 1
0110	885716BMYP	1	BLADE, LH, 21"
0120	1920676SM	1	CAPSCREW, Hex Head, 7/16-14 X 1
0130	1735716YP	2	ADAPTER, Washout Port
0140	703228	6	SCREW, 5/16-18 X .75
0160	1931277SM	40	NUT, Flange, 5/16-18, GR5
0170	885723BMYP	1	SUPPORT, Idler Arm
0200	885848BMYP	1	IDLER ARM
0210	1727935SM	1	SPACER-PIVOT 0.330ID
0220	001X84MA	1	CAPSCREW, Hex Head, 5/16-18 x 1
0230	015X88MA	1	NUT, Hex Flange, Center Lock, 5/16-18
0250	885482YP	2	PULLEY, DECK IDLER
0260	1923701SM	2	CAPSCREW, Hex Head, 3/8-16 x 2, GR5
0270	703333	3	NUT, 3/8-16
0280	885534YP	2	BELT GUIDE
0300	885724BMYP	1	BRACKET, Deck, Rear Lift, LH
0310	703185	15	BOLT, Round Head, Short Square Neck
0330	1919326SM	10	WASHER, 5/16
0340	1401105MA	1	BELT GUIDE, Long
0360	885714YP	1	BELT, DECK
0370	1715435SM	1	SPRING, EXTENSION, 1.
0420	885730YP	1	COVER, Pulley
0450	703297	6	RETAINER, GR5, 5/16
0470	885719YP	1	CENTER CAP
0500	885845BMYP	1	BRACKET, Idler, Fixed
0530	885734BMYP	1	BRACKET, Front Connector
0540	2176012SM	1	RETAINER, Pin Spring
0550	1960379SM	1	NUT, Hex Lock, 1/2-13
0570	1913744SM	1	NUT, Hex Jam, 1/2-13
0590	1704314SM	2	LUBE FITTING, .250 DR
0600	1922755SM	2	WASHER, Flat, 3/8
0610	1714760SM	2	GAUGE WHEEL

107cm Mower Deck (885933)

Note: Unless noted otherwise, use the standard torque specifications

Mfg. No: 2691106-00



107cm Mower Deck (885933)

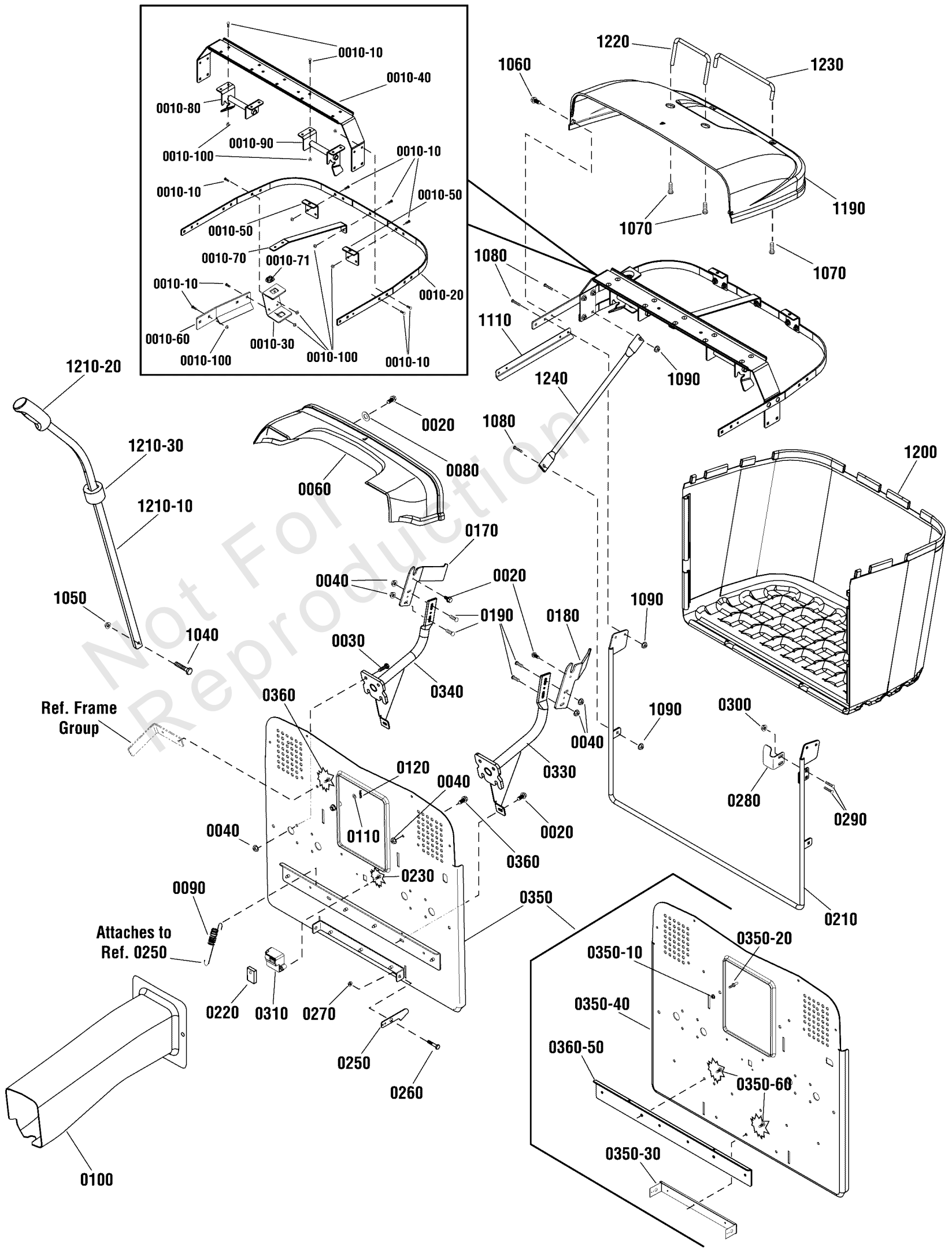
REF NO	PART NO	QTY	DESCRIPTION
0620	2108765SM	2	BOLT-WHEEL 3/8-16X2.7
0630	703158	2	NUT, Hex Flange, ESNA, 3/8-16
0640	1960170SM	2	WASHER, 1/2
0660	885720BMYP	1	BRACKET, Deck, Rear, RH
0680	885727BMYP	1	SUPPORT, Front
0700	885728BMYP	1	BRACKET, Front Upstop
0710	885827BMYP	1	KIT, Mower Deck 107cm, Crow Black
0740	0020X3MA	2	WASHER,SPRING .52X.99
0760	1732426SM	4	BOLT-SHLDR 5/16-18 0.
0780	1731414SM	1	ROD, Latch
0790	885699BMYP	1	BRACKET, Front Hanger
0800	885710YP	1	BOLT, 1/2 x 3
0820	885937YP	1	PULLEY, Idler
0830	703406	1	CAPSCREW,3/8-16X1.5
0840	1752802YP	1	BOLT, SHLDR, 5/16-18
0850	885846BMYP	1	BRACKET, Idler Mount
0870	885729BM	1	PLATE, Belt Guide Mount

Not For Reproduction

Collector Group - 350 Liter (885932)

Note: Unless noted otherwise, use the standard torque specifications

Mfg. No: 2691106-00



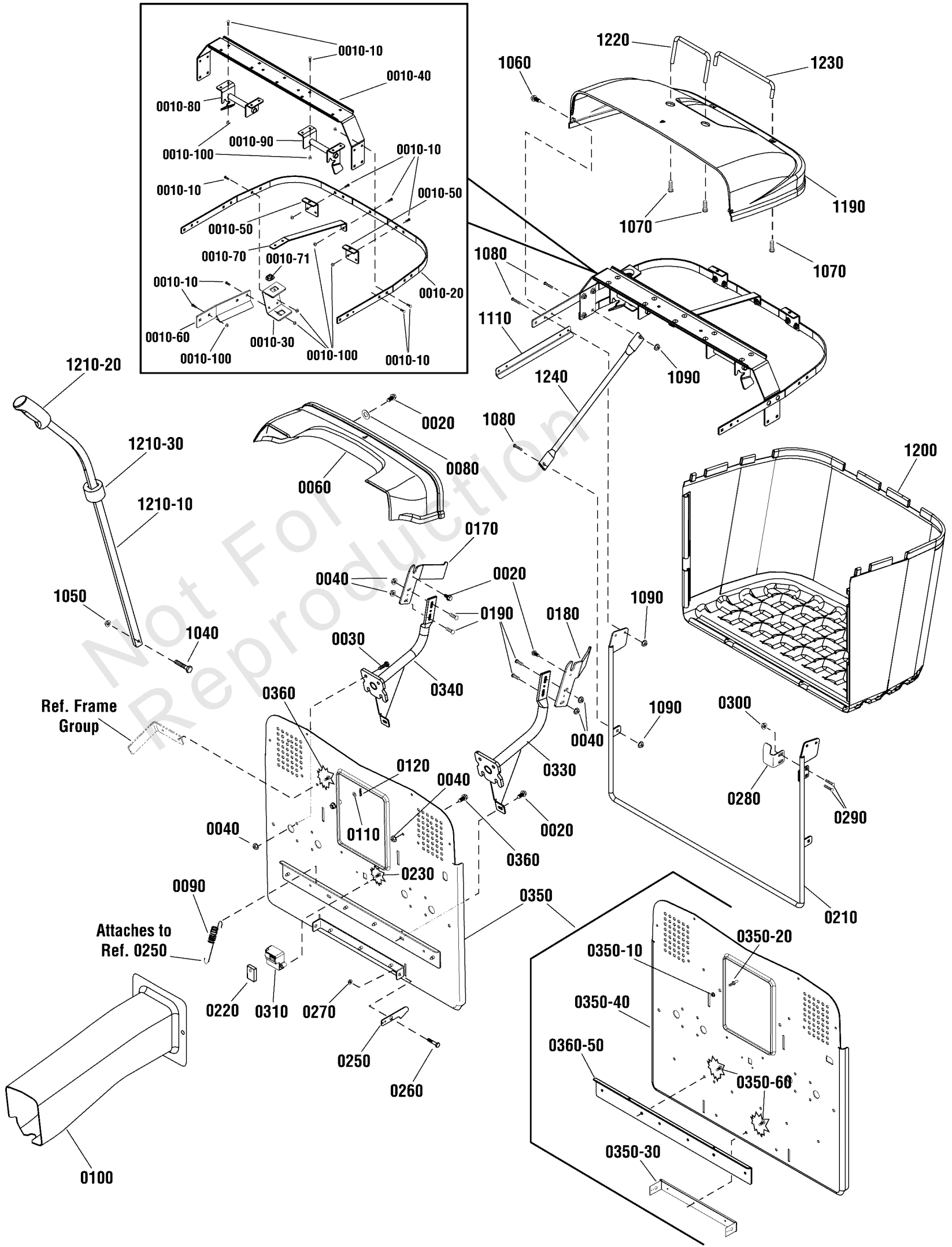
Collector Group - 350 Liter (885932)

REF NO	PART NO	QTY	DESCRIPTION
0010-10	002X82MA	25	BOLT, Carriage, 1/4-20 X 5/8
0010-20	885759BMYP	1	FRAME, Upper
0010-30	885858BMYP	1	SUPPORT, Dump Handle
0010-40	885507AYP	1	CROSS BRACE
0010-50	885514AYP	2	BRACKET, Mounting, Long
0010-60	885889BMYP	1	SUPPORT STRAP, Dump Handle
0010-70	885525AYP	1	SUPPORT, Back, Frame
0010-71	885864YP	1	BUSHING, Handle
0010-80	885866BMYP	1	BAGGER LOCATOR ASSEMBLY, LH
0010-90	885867BMYP	1	BAGGER LOCATOR ASSEMBLY, RH
0010-100	1930641SM	25	NUT, Hex Flange, 1/4-20
0020	703228	8	SCREW, 5/16-18 X .75
0030	703167	8	SCREW
0040	1931277SM	10	NUT, Hex Flange, 5/16-18
0060	885755YP	1	COVER, Transition
0080	1919326SM	4	WASHER, 5/16
0090	165X75MA	2	SPRING, Extension
0100	885769YP	1	CHUTE
0110	1960170SM	2	WASHER, 1/2
0120	1960074SM	2	CLIP, HAIR PIN .093DI
0170	885853BMYP	1	PLATE, Rotation, RH
0180	885852BMYP	1	PLATE, Rotation, LH
0190	703185	4	BOLT, Round Head, Short Square Neck
0210	885566AYP	1	FRAME, Bagger
0220	885573YP	1	SWITCH, Bag Full
0230	880760YP	2	SCREW, Plastite, #10-14 x 7/8
0250	885496AYP	2	LATCH, Bagger
0260	009X39MA	2	BOLT, Shoulder
0270	015X84MA	2	NUT, Hex Flange, Center Lock, 3/8-16
0280	885489AYP	1	PLATE, Switch
0290	002X82MA	2	BOLT, Carriage, 1/4-20 x 5/8
0300	1930641SM	2	NUT, Hex Flange, Whiz Lock, 1/4-20
0310	885618YP	1	COVER, Bag Full Switch
0330	885825BMYP	1	SUPPORT, Bagger, LH
0340	885826BMYP	1	SUPPORT, Bagger, RH
0350	885893BMYP	1	BACK PLATE ASSEMBLY -(Includes Ref. Nos. 0350-10, 0350-20, 0350-30, 0350-40, 0350-50 & 0350-60)
0350-10	015X84MA	2	NUT, Hex Flange, Center Lock, 3/8-16
0350-20	094067MA	2	PIN, Threaded Shoulder
0350-30	885497AYP	1	BRACKET, Bagger Latch
0350-40	-----	1	BACKPLATE -(Not a serviceable part. Order Ref. No. 0350)
0350-50	-----	1	BRACE, Lower Back Plate -(Not a serviceable part. Order Ref. No. 0350)
0350-60	703228	7	SCREW, 5/16-18 X .75
0360	703410	6	BOLT, 5/16-18X1
1040	001X94MA	1	CAPSCREW, Hex Flange Lock, 1/4-20 x 1-1/4
1050	015X89MA	1	NUT .25-20 FLANGELOCK
1060	885564YP	2	SCREW, Torx, 1/4-20
1070	7091016YP	4	HWST, 1/4C X5/8 YZ
1080	002X82MA	8	BOLT, Carriage, 1/4-20 x 5/8
1090	1930641SM	12	NUT, Hex Flange, Whiz Lock, 1/4-20

Collector Group - 350 Liter (885932)

Note: Unless noted otherwise, use the standard torque specifications

Mfg. No: 2691106-00



Collector Group - 350 Liter (885932)

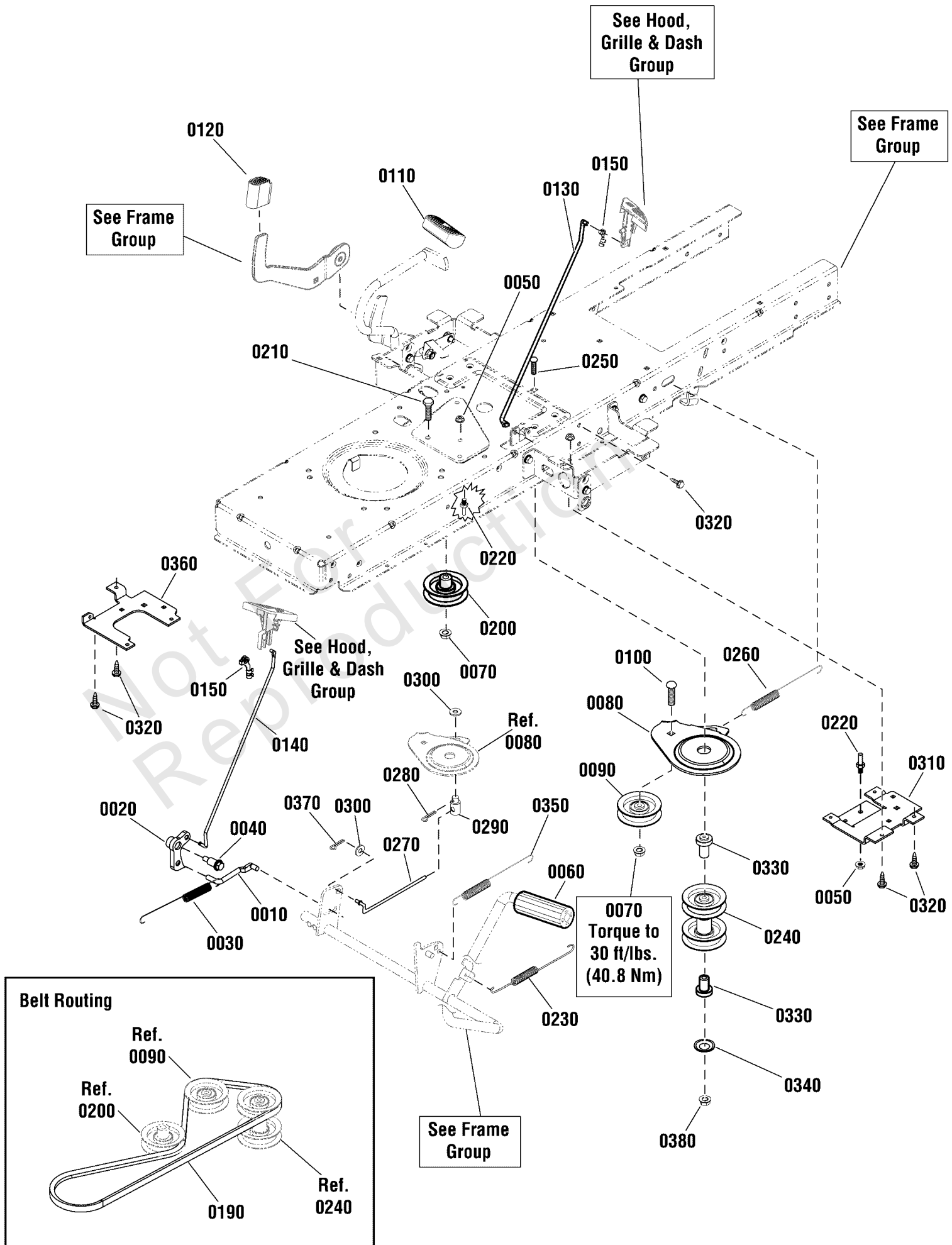
REF NO	PART NO	QTY	DESCRIPTION
1110	885758BMYP	2	GUSSET
1190	885403YP	1	COVER, Collector, Black
1200	885761YP	1	BAG, Collector, 350L
1210-10	885859BMYP	1	HANDLE, Bagger
1210-20	885886YP	1	GRIP, Lift Rod
1210-30	885888YP	1	ADJUSTER, Bagger Handle
1220	885425AYP	1	HANDLE, Front
1230	885430AYP	1	HANDLE, Back
1240	885773BMYP	2	STIFFENER

Not For Reproduction

Controls Group (885907)

Note: Unless noted otherwise, use the standard torque specifications

Mfg. No: 2691106-00




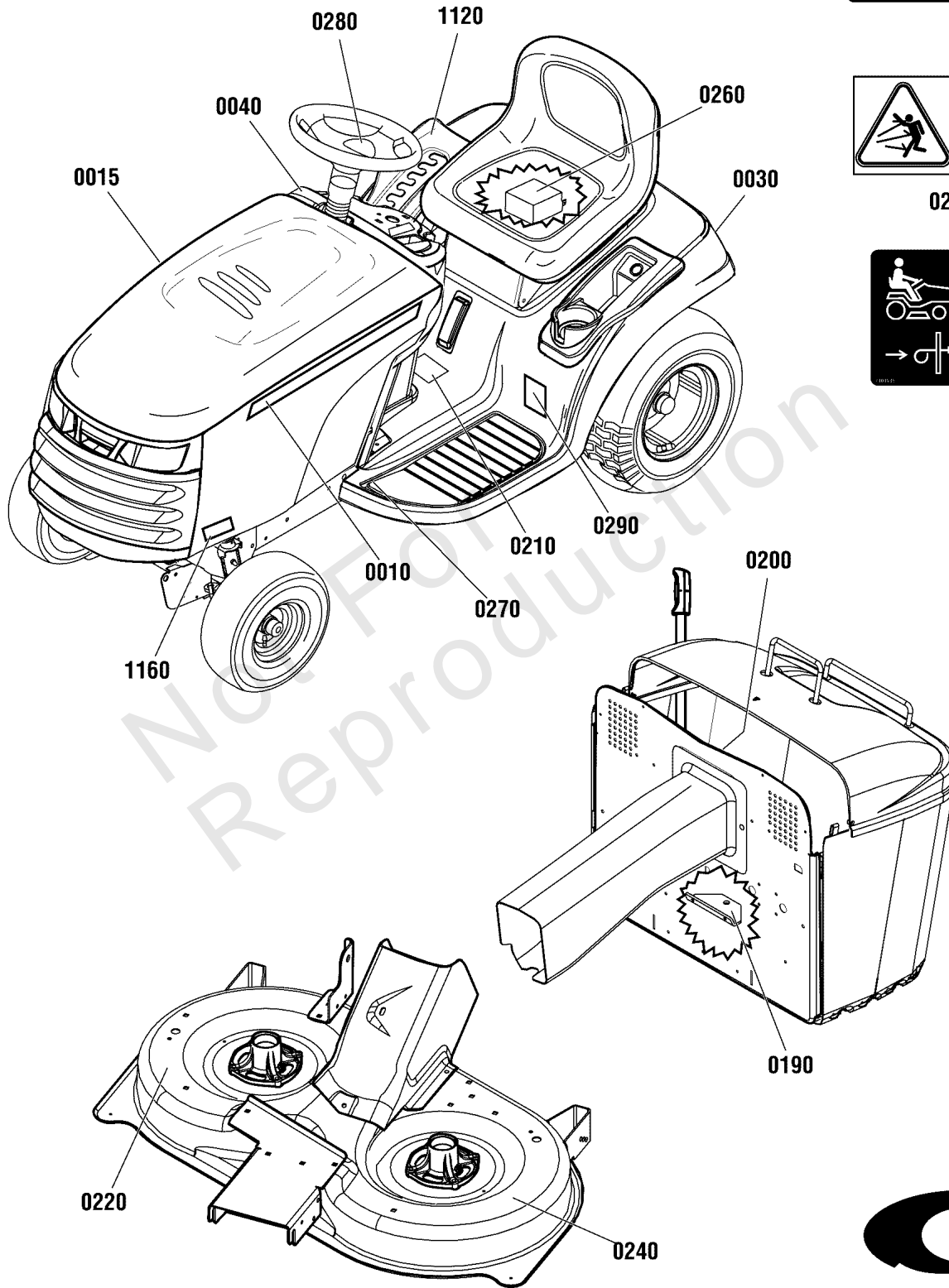
Controls Group (885907)

REF NO	PART NO	QTY	DESCRIPTION
0010	1727899SM	1	ROD, Cruise Latch, 2.83"
0020	1727897SM	1	LATCH, Cruise
0030	2159181SM	1	SPRING, Extension 7-3/4
0040	1728976SM	1	BOLT, Shoulder, 5/16-18 x 1-5/8
0050	015X79MA	3	NUT, Flange, 5/16-18, G5
0060	1727261SM	1	PEDAL-BRAKE BLACK RUB
0070	703158	2	NUT, Hex Flange, ESNA, 3/8-16
0080	885410AYP	1	BRACKET, Idler Front Movable
0090	885645YP	1	PULLEY, 3 OD Plastic
0100	703227	1	BOLT, 3/8-16 X 1.25
0110	1721675SM	1	PAD, Foot Pedal, Forward
0120	1727259SM	1	PAD, Foot Pedal, Reverse
0130	1727267SM	1	ROD, Parking Brake, 16-3/8"
0140	1738760YP	1	ROD, Cruise Latch, 17"
0150	1728111SM	2	CLIP, Linkage, Black
0190	885895YP	1	BELT, Primary, M/D (47.89" EL, HA Section)
0200	885894YP	1	IDLER, Backside
0210	1921971SM	1	CAPSCREW, Hex Head, 3/8-16 x 1-3/4, G5
0220	885534YP	2	BELT GUIDE
0230	885421YP	1	SPRING, Extension
0240	885426YP	1	PULLEY, Secondary Stack
0250	885577YP	1	BOLT, Carriage, 3/8-16 x 5
0260	1729620SM	1	SPRING, Extension 7-1/2"
0270	885683YP	1	ROD, Clutch
0280	7091809YP	1	PIN, COTTER 1/8 X 1.2
0290	021920ZMA	1	NUT, Adjusting
0300	71072MA	2	WASHER, FLAT .406X.81
0310	885684BMYP	1	BRACKET, Stack Pulley, Left
0320	703228	4	SCREW, 5/16-18 X .75
0330	885575YP	2	SPACER
0340	1931942SM	1	NUT, Push Pal, 3/8
0350	1721995SM	1	SPRING, Extension, 5/8 x 6-5/8
0360	885685BMYP	1	BRACKET, Stack Pulley, Right
0370	703312	1	PIN, COTTER, 3/32X.75
0380	015X84MA	1	NUT, Hex Flange, Centerlock, 3/8-16

Decals Group (D885823_D885940)

Note: Unless noted otherwise, use the standard torque specifications

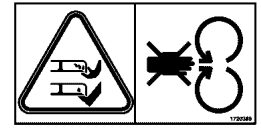
Mfg. No: 2691106-00



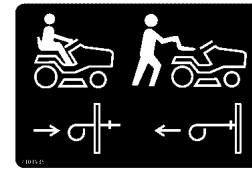
0210



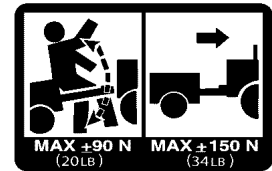
0200




0220



0030



0190



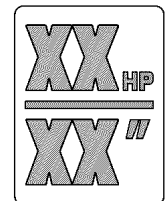
0260



0040



0270



0240



1160



0290



0280

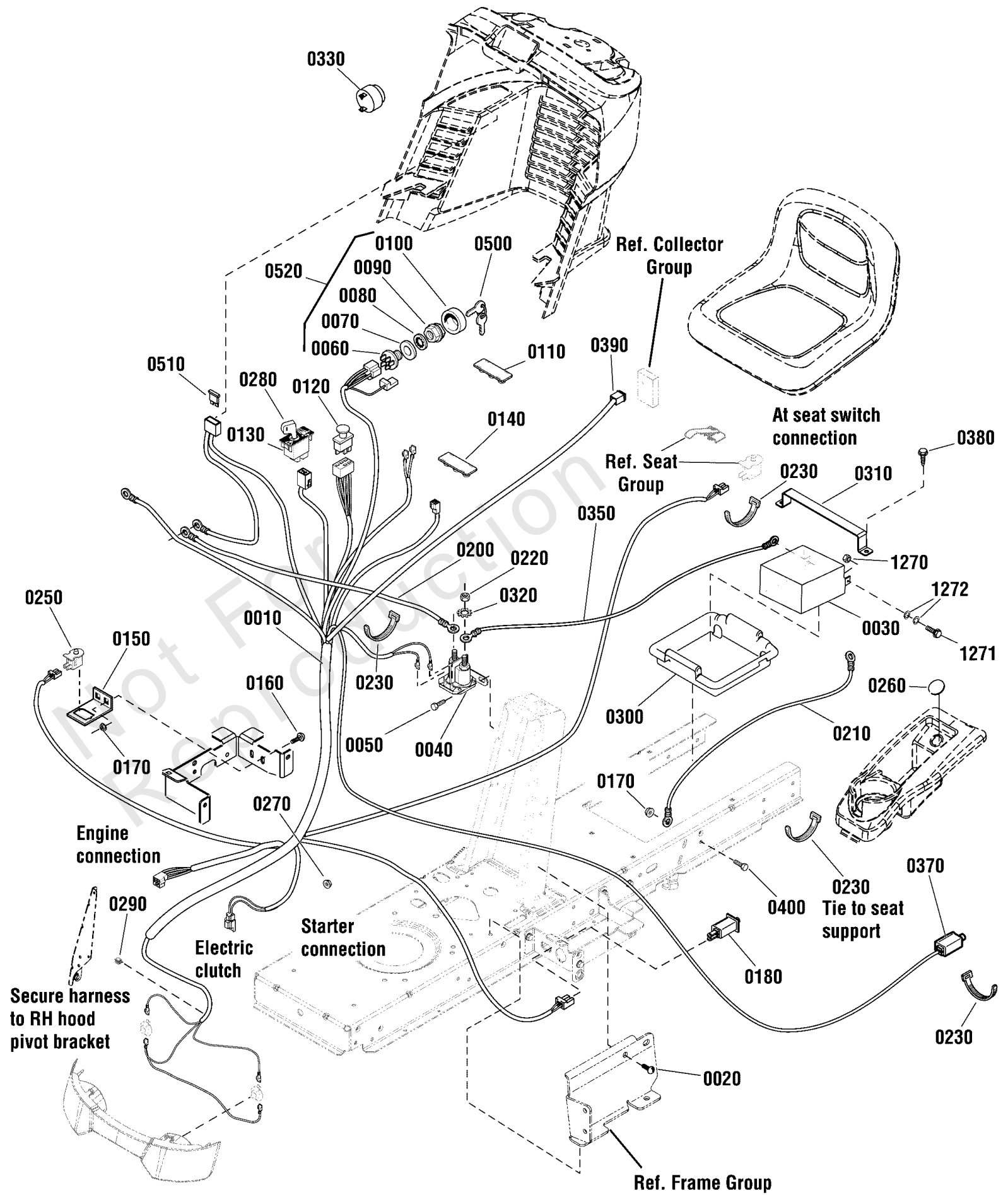
Decals Group (D885823_D885940)

REF NO	PART NO	QTY	DESCRIPTION
0010	1731390SM	1	DECAL, Stripe, LH
0015	1731391SM	1	DECAL, Stripe, RH
0030	7101935YP	1	DECAL, Roll Release
0040	885749YP	1	DECAL, Ignition Switch Symbols
0190	48X511MA	1	DECAL, Drawbar Warning Symbol
0200	1721107SM	1	DECAL, Discharge Tube Symbols
0210	1723175SM	1	DECAL, Tunnel
0220	1720389SM	1	DECAL-DANGER ROTATING
0240	885624YP	1	DECAL, Cutting Width, 96cm
0240	1753467YP	1	DECAL, Cutting Width, 107cm
0260	885627YP	1	DECAL, Battery
0270	48X736MA	1	DECAL, Clutch/Brake
0280	1731418SM	1	DECAL, Steering Wheel
0290	1735542YP	1	DECAL, Regent XL
1120	1730264SM	1	DECAL, Height of Cut
1160	885782YP	1	DECAL, Model, ELT17538RDF
1160	885783YP	1	DECAL, Model, ELT1838RDF
1160	885875YP	1	DECAL, Model, ELT2242RDF
1160	885876YP	1	DECAL, Model, ELT2642RDF

Electrical Group (885690)

Note: Unless noted otherwise, use the standard torque specifications

Mfg. No: 2691106-00



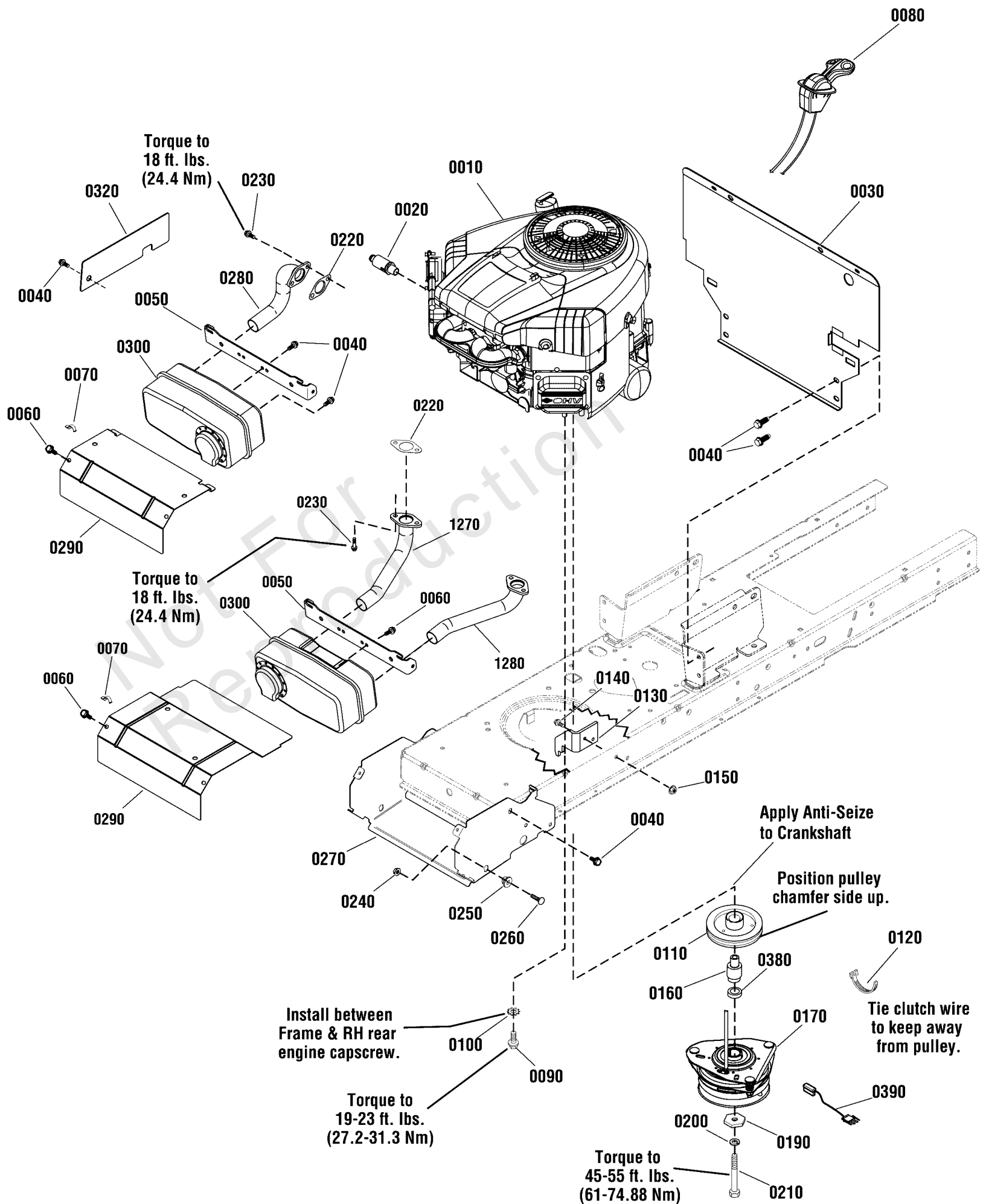
Electrical Group (885690)

REF NO	PART NO	QTY	DESCRIPTION
0010	885691	1	WIRING HARNESS
0020	1930601	5	CAPSCREW, Hex Washer Head, Taptite, 5/16-18 x 5/8
0030	-----	1	BATTERY, 12 Volt
0040	1728963	1	SOLENOID
0050	1925003	2	CAPSCREW, Hex Washer Head, Taptite, 1/4-20 x 1/2
0060	721108	1	SWITCH ASSEMBLY, Ignition
0070	2101025	1	WASHER, 5/8
0080	1960547	1	LOCKWASHER, Internal Tooth
0090	1717549	1	NUT, Hex Flange, 5/8-32
0100	1717550	1	COVER, Switch
0110	1729993	1	PLUG, Hour Meter
0120	1722887	1	SWITCH-PTO PUSH
0130	1726556	1	SWITCH, RMO Module Only
0140	1722611	2	PLUG, Hole
0150	1728026A	1	SUPPORT, RMO Switch
0160	1931333	2	BOLT, Carriage, 5/16-18 x 3/4 G5
0170	1931277	3	NUT, Hex Flange Whiz Lock Small, 5/16-18
0180	7022886	1	SWITCH, DP NO/NC SNAP-IN
0200	1721830	1	CABLE, # 6 x 25, Red
0210	1713163	1	CABLE, # 6 x 26, Black
0220	2860750	2	NUT, Hex, KEPS, 5/16-24
0230	1701011	16	TIE, Self Locking
0250	1732004	1	SWITCH, Push Button, NO, Black
0260	1732007	1	PLUG, Hole
0270	1960294	1	NUT, Hex Flange Whiz Lock Small, 1/4-20
0280	1726557	2	KEY, RMO Module Plastic
0290	2172434	1	CLIP, Wire
0300	885428	1	CONTAINER, Battery
0310	885511BM	1	HOLD DOWN, Battery
0320	2820426	2	LOCKWASHER, 5/16
0330	1720117	1	BUZZER, Bag Full
0350	885616	1	CABLE, Battery
0370	727831	1	SWITCH, Bagger
0380	1664847SM	2	SCREW, Hex Washer Head, Taptite, 5/16-18 x 3/4
0390	885692	1	HARNESS, Bag Full
0400	7091811	1	CAPSCREW, Hex Flange, 5/16-18 x 5/8, G5
0500	1737837	1	KEYS, Ignition
0510	-----	1	* FUSE, 20 Amp
0520	1686734	1	SWITCH ASSEMBLY -(Includes Ref Nos. 0060, 0070, 0080, 0090 & 0100)
1270	51716	2	NUT, M5 x 0.8
1271	52618	2	SCREW, M5 x 0.8 x 12
1272	51713	4	WASHER, M5

Engine Group (885676_885737_885927_885928)

Note: Unless noted otherwise, use the standard torque specifications

Mfg. No: 2691106-00



Engine Group (885676_885737_885927_885928)

REF NO	PART NO	QTY	DESCRIPTION
0010	31G777-0204-B1	1	* ENGINE, 17.5 Gross HP Briggs & Stratton, Single Intek -(Engine Model: 31G777-0204-B1)
0010	405577-3804-B1	1	* ENGINE, 18 Gross HP Briggs & Stratton, Twin Intek -(Engine Model: 405577-3804-B1)
0010	407777-0001-B1	1	* ENGINE, 22 Gross HP Briggs & Stratton, Twin Intek -(Engine Model: 407777-0001-B1)
0010	44P777-0187-B1	1	* ENGINE, 26 Gross HP Briggs & Stratton, Twin Intek -(Engine Model: 44P777-0187-B1)
0020	1750159YP	1	VALVE, Shut Off Oil Drain
0030	885836BMYP	1	HEAT SHIELD
0040	1930601SM	10	SCREW, Hex Washer Head, Taptite, 5/16-18 x 5/8
0050	1727976SM	1	SUPPORT, Muffler
0060	1925003SM	2	SCREW, Hex Washer Head, Taptite, 1/4-20 x 1/2 -(Qty 4 used on Twin)
0070	2834683SM	1	WIRE CLIP
0080	1751734YP	1	THROTTLE CONTROL, Choke-A-Matic -(Single)
0080	1736868YP	1	THROTTLE CONTROL, Double
0090	2827187SM	4	SCREW, Hex Washer, Taptite, 3/8-16 x 1
0100	2820427SM	1	LOCKWASHER, External Tooth
0110	1732576SM	1	PULLEY & HUB ASSEMBLY, Engine
0120	1701011SM	2	TIE, Self Locking
0130	885535AYP	1	BRACKET, Electric Clutch Torque
0140	1921332SM	2	CAPSCREW, Hex Head, 5/16-18 x 3/4, G5
0150	1931277SM	2	NUT, Hex Flange, Whiz Lock, 5/16-18
0160	885679YP	1	SPACER, Electric Clutch
0170	885680YP	1	CLUTCH, Electric
0190	1708264SM	1	WASHER, HEX, 0.453ID
0200	1918199SM	1	LOCKWSHER, Spring
0210	7102075YP	1	CAPSCREW, Hex Head, 7/16-20 x 5
0220	1731214SM	1	GASKET, Exhaust -(Qty 2 used on Twin)
0230	690341	2	SCREW -(Qty 4 used on Twin)
0240	1931277SM	2	NUT, Hex Flange, 5/16-18
0250	1728086SM	2	PIVOT, Hood
0260	1931335SM	2	BOLT, Carriage, Short Neck, 5/16-18 x 1
0270	1727982ASM	1	BRACKET, Muffler
0280	1728959SM	1	EXHAUST PIPE, Single -(Single)
0290	1727996ASM	1	HEAT SHIELD, Single -(Single)
0290	1727997ASM	1	HEAT SHIELD, Twin -(Twin)
0300	885615YP	1	MUFFLER, Single -(Single)
0300	1727994SM	1	MUFFLER, Twin -(Use on 18 Gross HP)
0300	885954YP	1	MUFFLER, Twin -(Use on 22 & 26 Gross HP)
0320	1736025BMYP	1	GUARD, Pulley
0380	885810YP	1	SPACER, Electric Clutch

Footnotes:

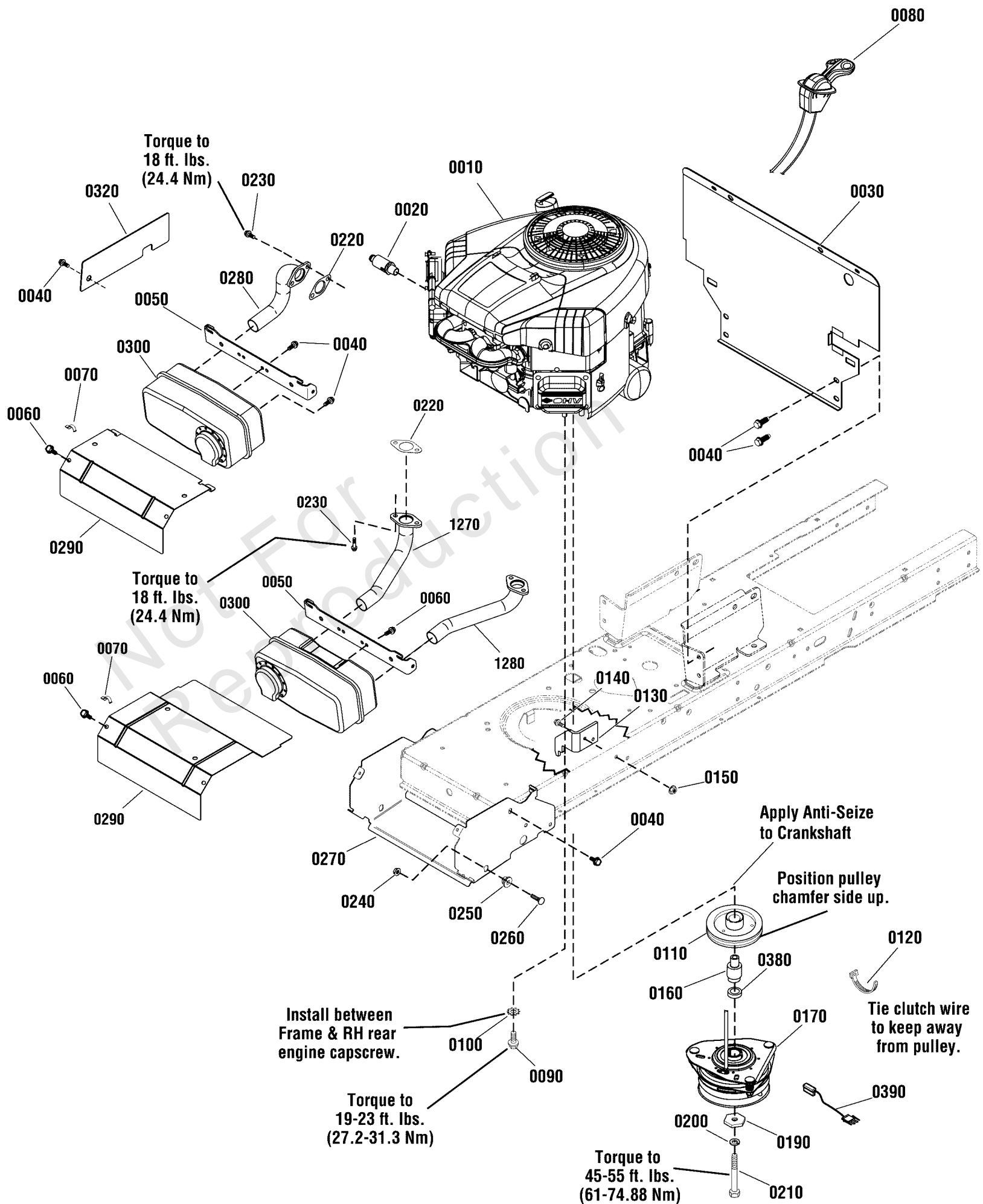
Note:** Purchase engine parts from engine manufacture dealer.

Note:* To verify your specific engine model, please reference the ID Tag located on your engine. See your local Briggs & Stratton distributor for parts and service.

Engine Group (885676_885737_885927_885928)

Note: Unless noted otherwise, use the standard torque specifications

Mfg. No: 2691106-00



Engine Group (885676_885737_885927_885928)

REF NO	PART NO	QTY	DESCRIPTION
0390	885815YP	1	HARNESS, Ogura
1270	1727979SM	1	EXHAUST PIPE, RH -(Twin)
1280	1727980SM	1	EXHAUST PIPE, LH -(Twin)

Not For
Reproduction

Footnotes:

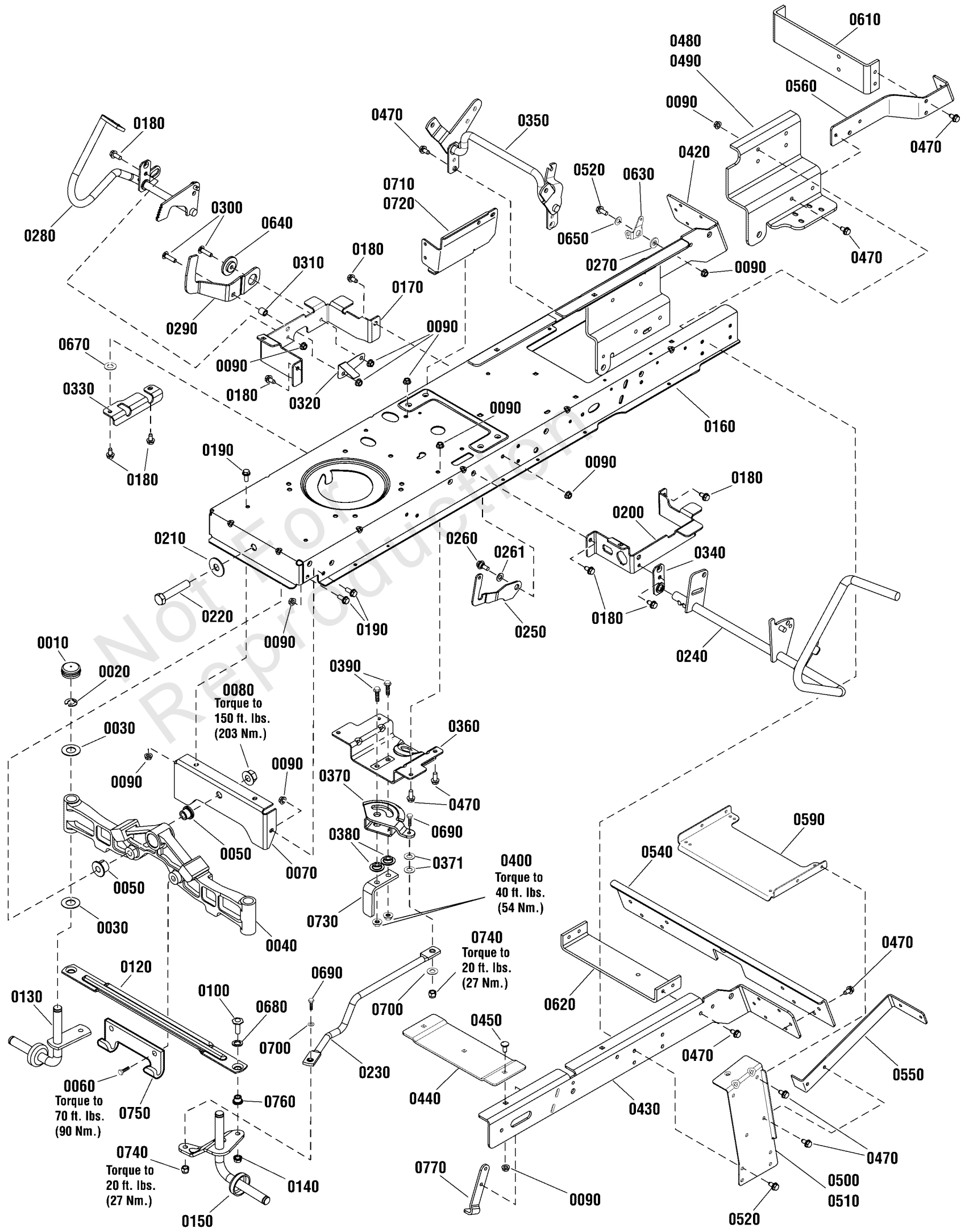
Note:** Purchase engine parts from engine manufacture dealer.

Note:* To verify your specific engine model, please reference the ID Tag located on your engine. See your local Briggs & Stratton distributor for parts and service.

Frame & Front Axle Group (885908)

Note: Unless noted otherwise, use the standard torque specifications

Mfg. No: 2691106-00



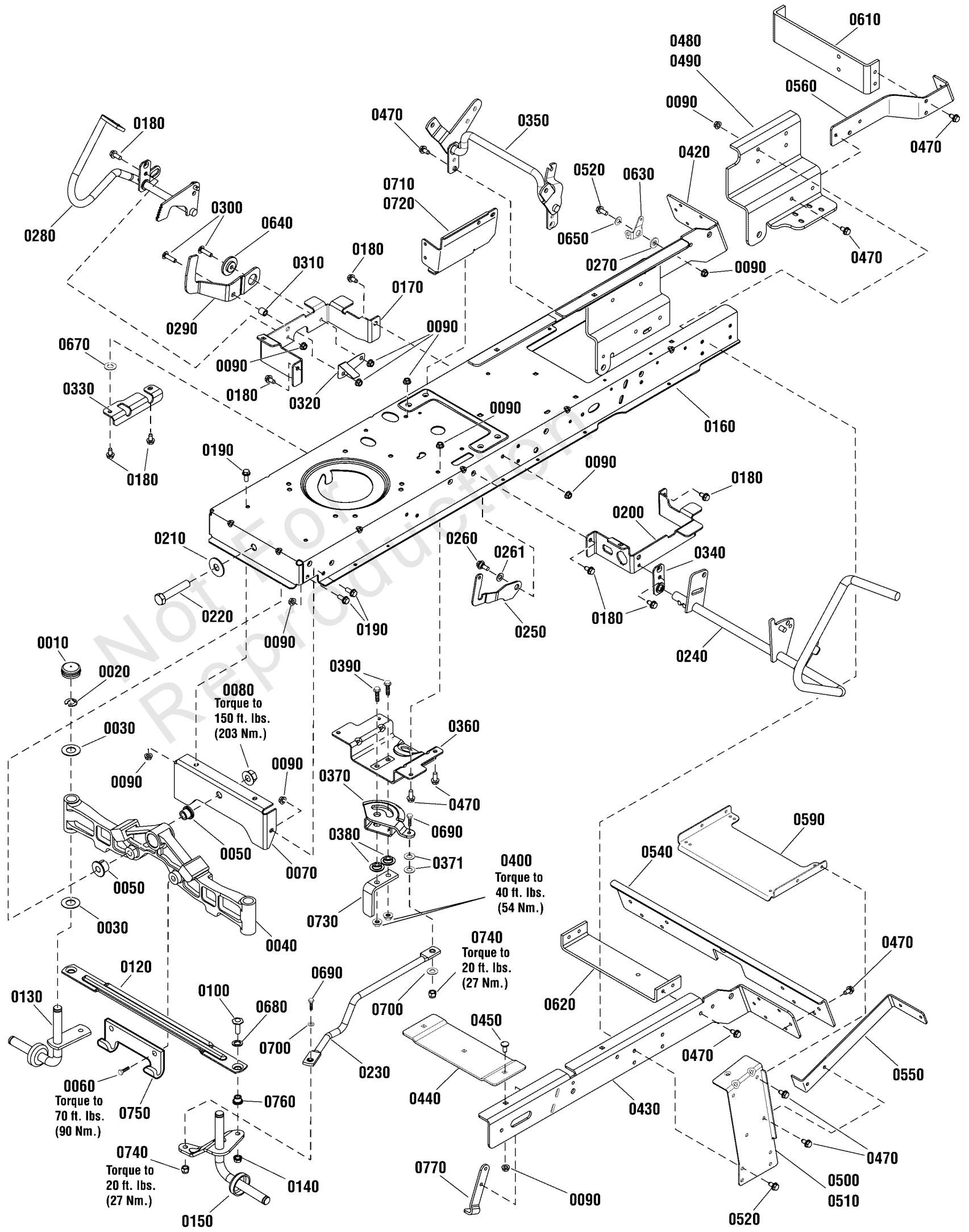
Frame & Front Axle Group (885908)

REF NO	PART NO	QTY	DESCRIPTION
0010	1734135SM	2	CAP, Hub
0020	1611710SM	2	E-RING, 3/4
0030	2860183SM	4	WASHER, Flat, 3/4
0040	1728018SM	1	AXLE, Front
0050	1730186SM	2	BUSHING
0060	1960652SM	2	SCREW, Hex Flange, Whiz Lock, 7/16-14 x 1-1/2
0070	1727902SM	1	PLATE, Axle Support
0080	2860646SM	1	NUT, Hex Flange Two-Way Lock, 5/8-11
0090	1931277SM	28	NUT, Hex Flange, Whiz Lock, 5/16-18
0100	1960032SM	2	SCREW, Hex Head, 3/8-16 x 1 1/4
0120	1751964YP	1	TIE ROD
0130	1727872ASM	1	SPINDLE & CUP ASSEMBLY, R.H.
0140	1930645SM	2	NUT, Hex, Flange, Locking, 3/8-16
0150	1751922YP	1	SPINDLE & ARM ASSEMBLY, L.H.
0160	885656BMYP	1	FRAME
0170	1727904SM	1	SUPPORT, Front Footrest R.H.
0180	1930601SM	8	SCREW, Taptite, 5/16-18 x 5/8
0190	93571MA	10	CAPSCREW, Hex Head, Flange Whiz Lock, 5/16-18 x 3/4
0200	885536AYP	1	SUPPORT, Front Footrest L.H.
0210	1960035SM	1	WASHER-0.625(0.64IDX1
0220	2860744SM	1	CAPSCREW, Hex Head, 5/8-11 x 3 1/4
0230	1738051YP	1	LINK, Drag
0240	885694YP	1	PEDAL ASSEMBLY, Brake
0250	1735595YP	1	LATCH, Brake Lock
0260	1729576SM	1	BOLT, Shoulder, 5/16-18 x 15/32
0261	7014296YP	1	WASHER
0270	1727935SM	1	SPACER-PIVOT 0.330ID
0280	1736714AYP	1	PEDAL ASSEMBLY, Forward
0290	1727246SM	1	PEDAL, Reverse
0300	1960223SM	2	BOLT-RD HD SH SQ NK 5
0310	1728024SM	1	SPACER, Foot Pedal
0320	1728025BMYP	1	ACTUATOR, RMO Switch
0330	885591AYP	1	BRACKET, Pedal Pivot
0340	1727911ASM	1	PLATE, Bearing
0350	885579AYP	1	LIFT SHAFT ASSEMBLY
0360	1727940SM	1	BRACKET, Sector Support
0370	1751110YP	1	GEAR, Steering
0371	703298	2	WASHER, 5/16
0380	1728122SM	2	SPACER, Sector Gear
0390	1960032SM	2	SCREW, Hex Head, 3/8-16 x 1 1/4
0400	1930645SM	2	NUT, Hex Flange, Two Way Lock, 3/8-16
0420	885508AYP	1	BRACKET, Rear Frame, RH
0430	885509AYP	1	BRACKET, Rear Frame, LH
0440	885532AYP	1	BRACE, Middle Cross
0450	703185	5	BOLT, Round Head, Short Square Neck
0470	703228	33	SCREW, 5/16-18 X .75
0480	885474AYP	1	BRACKET, Transaxle, RH
0490	885475AYP	1	BRACKET, Transaxle, LH
0500	885411AYP	1	SUPPORT, Deck, R.H.
0510	885412AYP	1	SUPPORT, Deck, L.H.
0520	001X84MA	9	CAPSCREW, Hex Head, 5/16-18 x 1

Frame & Front Axle Group (885908)

Note: Unless noted otherwise, use the standard torque specifications

Mfg. No: 2691106-00



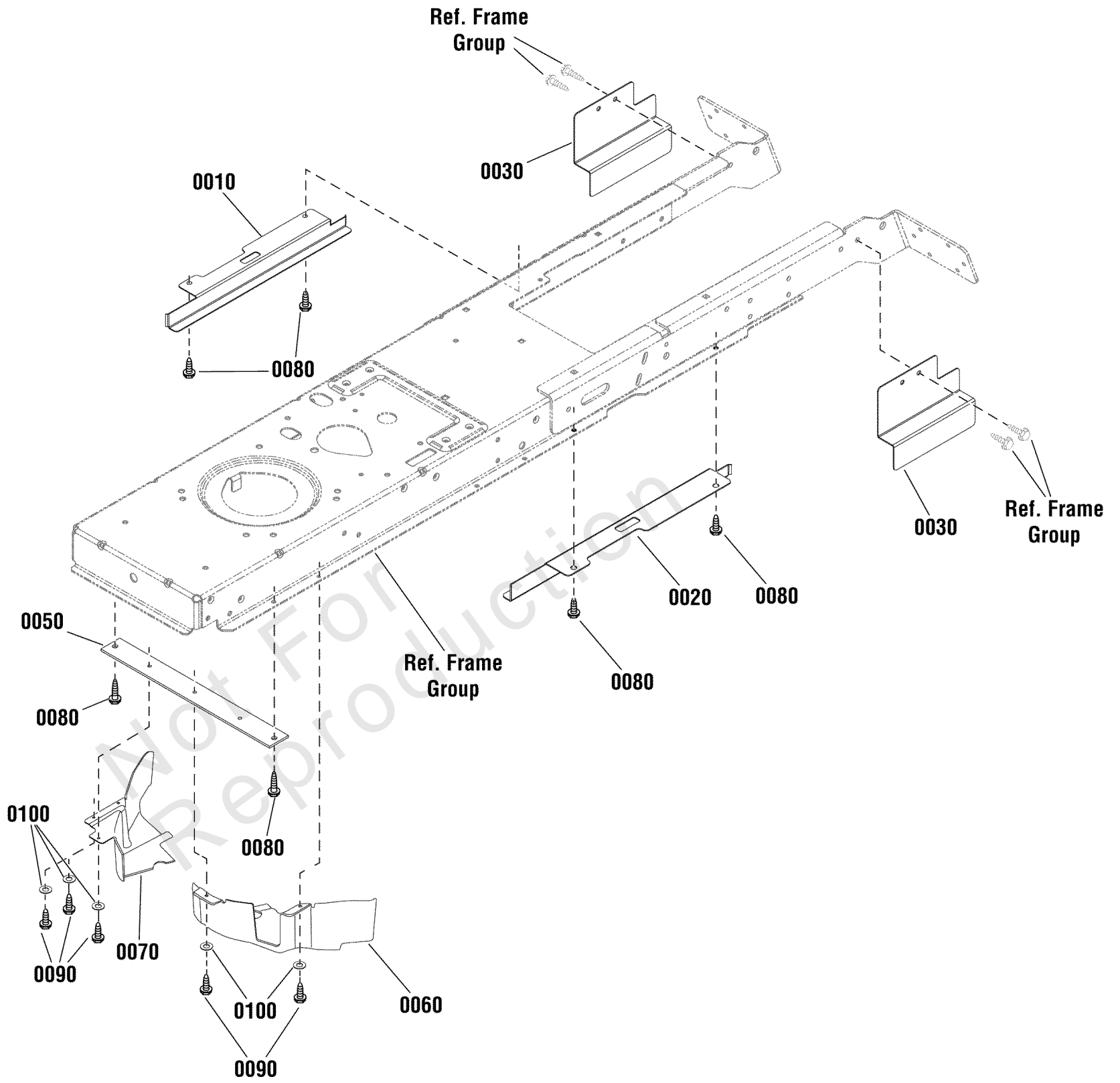
Frame & Front Axle Group (885908)

REF NO	PART NO	QTY	DESCRIPTION
0540	885469AYP	1	BRACKET, Middle Back Plate
0550	885466AYP	2	SUPPORT, Upper, Back Plate
0560	885467AYP	2	SUPPORT, Lower, Back Plate
0590	885503AYP	1	BRACE, Cross Deck Support
0610	885890YP	1	BRACKET, Torque
0620	885486AYP	1	BRACKET, Idler Mount
0630	1728990ASM	1	CLEVIS, Lift
0640	1727935SM	1	SPACER-PIVOT 0.330ID
0650	1960044SM	1	WASHER-0.312(0.33IDX1
0670	1919326SM	2	WASHER, 5/16
0680	1960703SM	2	WASHER, 5/8
0690	1921977SM	2	CAPSCREW, Hex Head, 5/16-18 x 1 1/4
0700	703302	2	WASHER, 5/16
0710	885695BMYP	1	BRACKET, Tower Support, LH
0720	885696BMYP	1	BRACKET, Tower Support, RH
0730	885791YP	1	UPSTOP
0740	1935048SM	2	NUT, Hex Flange, Two Way Lock, 5/16-18
0750	1721918ASM	1	HOOK, Mower, Hitch
0760	1731912SM	2	BUSHING, 3/8 ID x 5/8 OD x 1/2"
0770	885527AYP	2	UPSTOP

Guard Group (885597a)

Note: Unless noted otherwise, use the standard torque specifications

Mfg. No: 2691106-00



Guard Group (885597a)

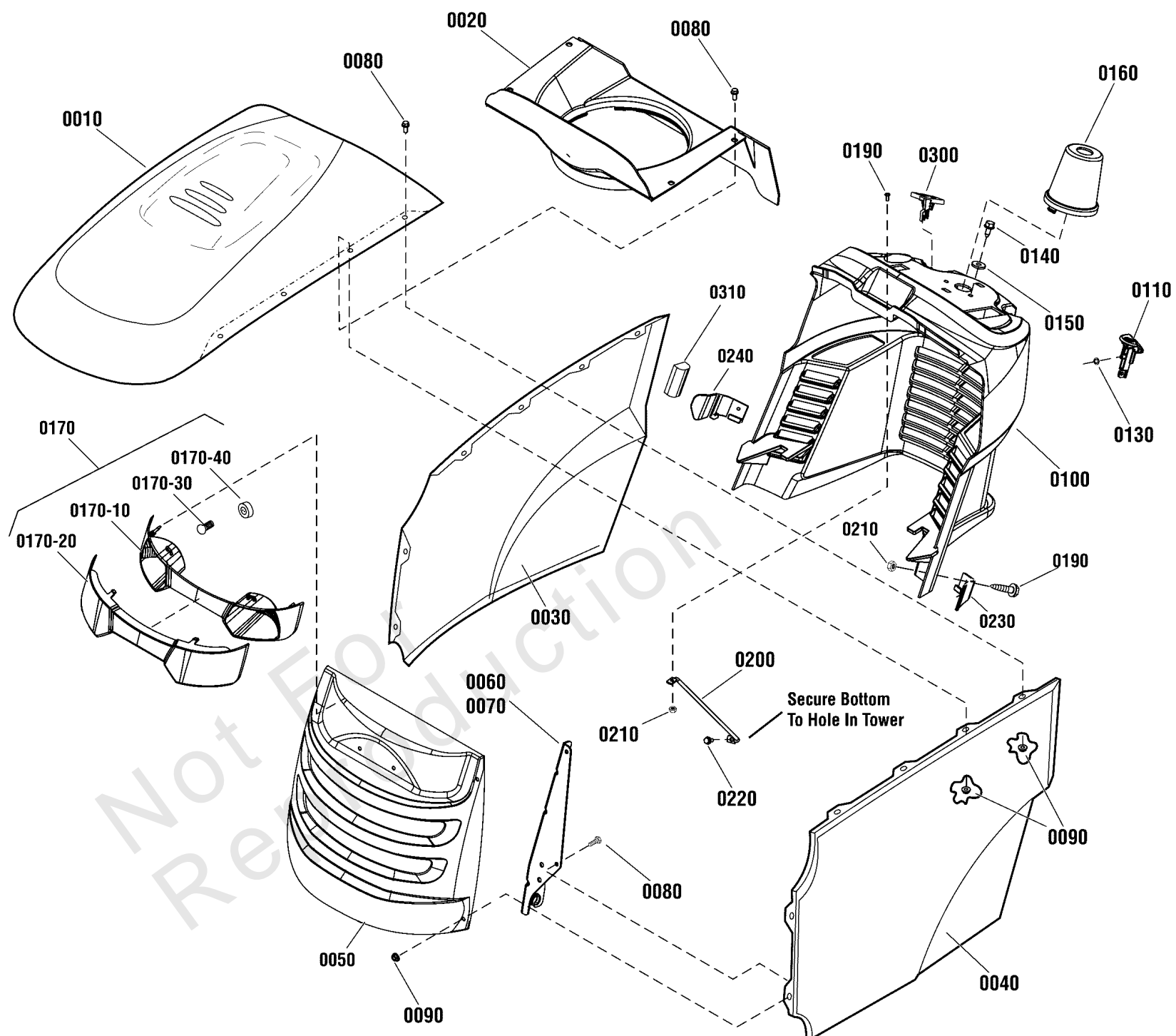
REF NO	PART NO	QTY	DESCRIPTION
0010	885598AYP	1	GUARD, Middle Right
0020	885599AYP	1	GUARD, Middle Left
0030	885892YP	2	GUARD, Rear
0050	885602AYP	1	BRACE, Guard
0060	885604YP	1	GUARD, Front, LH
0070	885605YP	1	GUARD, Front, RH
0080	703228	6	SCREW, 5/16-18 X .75
0090	1925003SM	5	CAPSCREW, Hex Washer Head, Taptite, 1/4-20 x 1/2
0100	2821319SM	5	WASHER, 1/4

Not For Reproduction

Hood, Grille & Dash Group (885787a)

Note: Unless noted otherwise, use the standard torque specifications

Mfg. No: 2691106-00



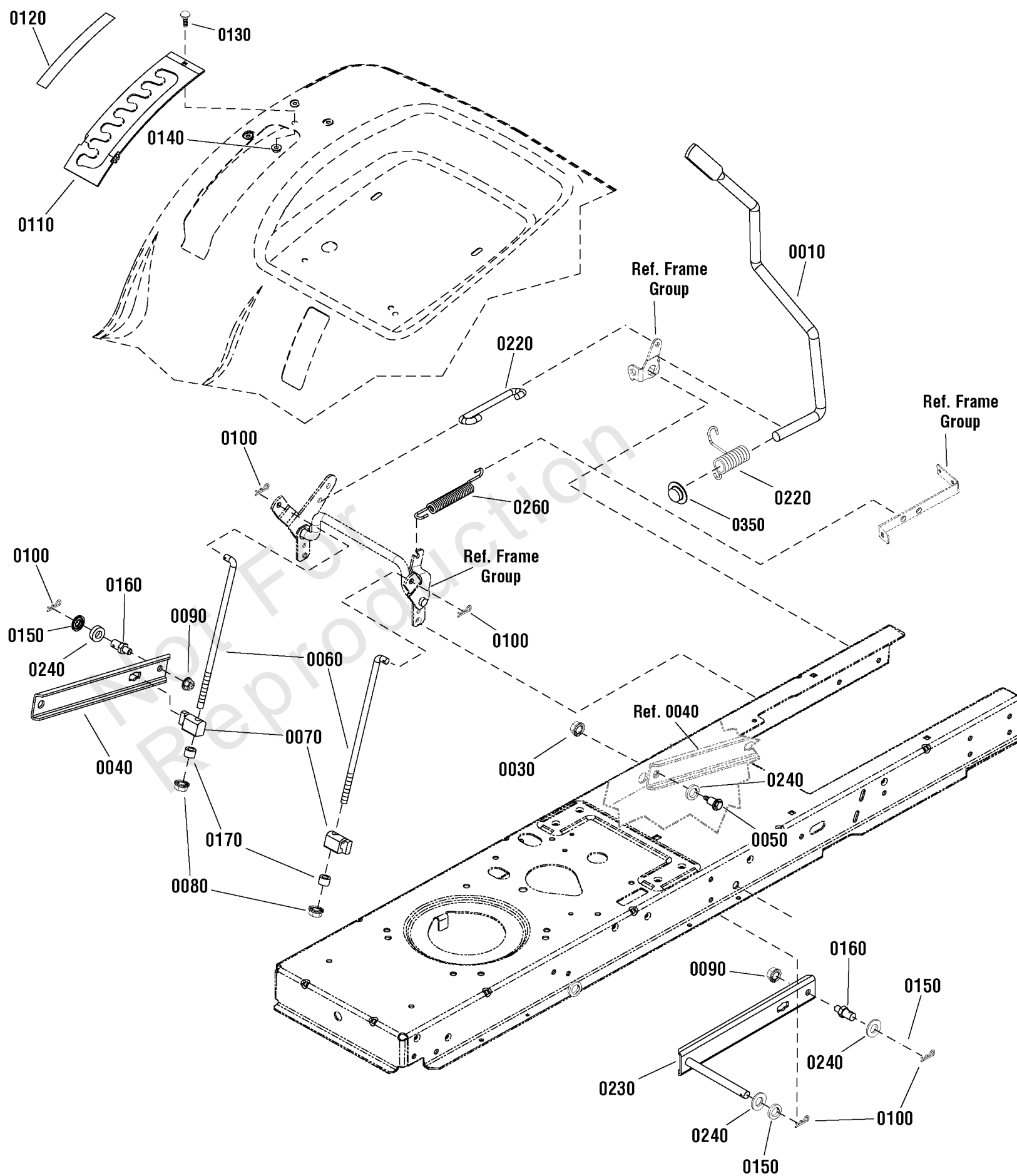
Hood, Grille & Dash Group (885787a)

REF NO	PART NO	QTY	DESCRIPTION
0010	1722110CSM	1	HOOD, With Scoop
0020	1755965YP	1	AIR DUCT, Plenum
0030	1728029CSM	1	PANEL, Side, R.H.
0040	1728030CSM	1	PANEL, Side, L.H.
0050	1727297CSM	1	GRILLE
0060	1727279ASM	1	HINGE, Hood, L.H.
0070	1727280ASM	1	HINGE, Hood, R.H.
0080	1960295SM	12	CAPSCREW, Hex Flange Whiz Lock, 1/4-20 x 5/8
0090	1930641SM	12	NUT, Hex Flange, Whiz Lock Large, 1/4-20, GR5
0100	885583YP	1	CONSOLE
0110	1728089SM	1	KNOB, Brake Lock, Red
0130	1960518SM	2	PUSHNUT, 1/4
0140	1664847SM	2	CAPSCREW, Hex Washer Head, Taptite, 5/16-18 x 3/4
0150	1919381SM	2	WASHER, 5/16
0160	1727999SM	1	COVER
0170	1727296SM	1	HEADLIGHT ASMY-HUNTER -(Includes Ref. Nos. 0170-10, 0170-20, 0170-30 & 0170-40)
0170-10	1728973SM	1	REFLECTOR
0170-20	1728974SM	1	LENS, HEADLIGHT
0170-30	1677371SM	2	BULB-HEADLIGHT 1
0170-40	1723451SM	2	SOCKET
0190	1739942YP	3	SCREW, Pan Head Phillips, #10-24 x 7/8
0200	885435AYP	1	ROD, Bagger Support
0210	1933896SM	3	NUT, Nylock, 10-24
0220	1925003SM	1	CAPSCREW, Hex Washer Head, Taptite, 1/4-20 x 1/2
0230	1732030SM	1	GUIDE, Hood, L.H.
0240	1732031SM	1	GUIDE, Hood, R.H.
0300	1728090SM	1	KNOB, Cruise Lock
0310	1754094YP	2	POSITIONER, Hood

Lift Group (885450)

Note: Unless noted otherwise, use the standard torque specifications

Mfg. No: 2691106-00



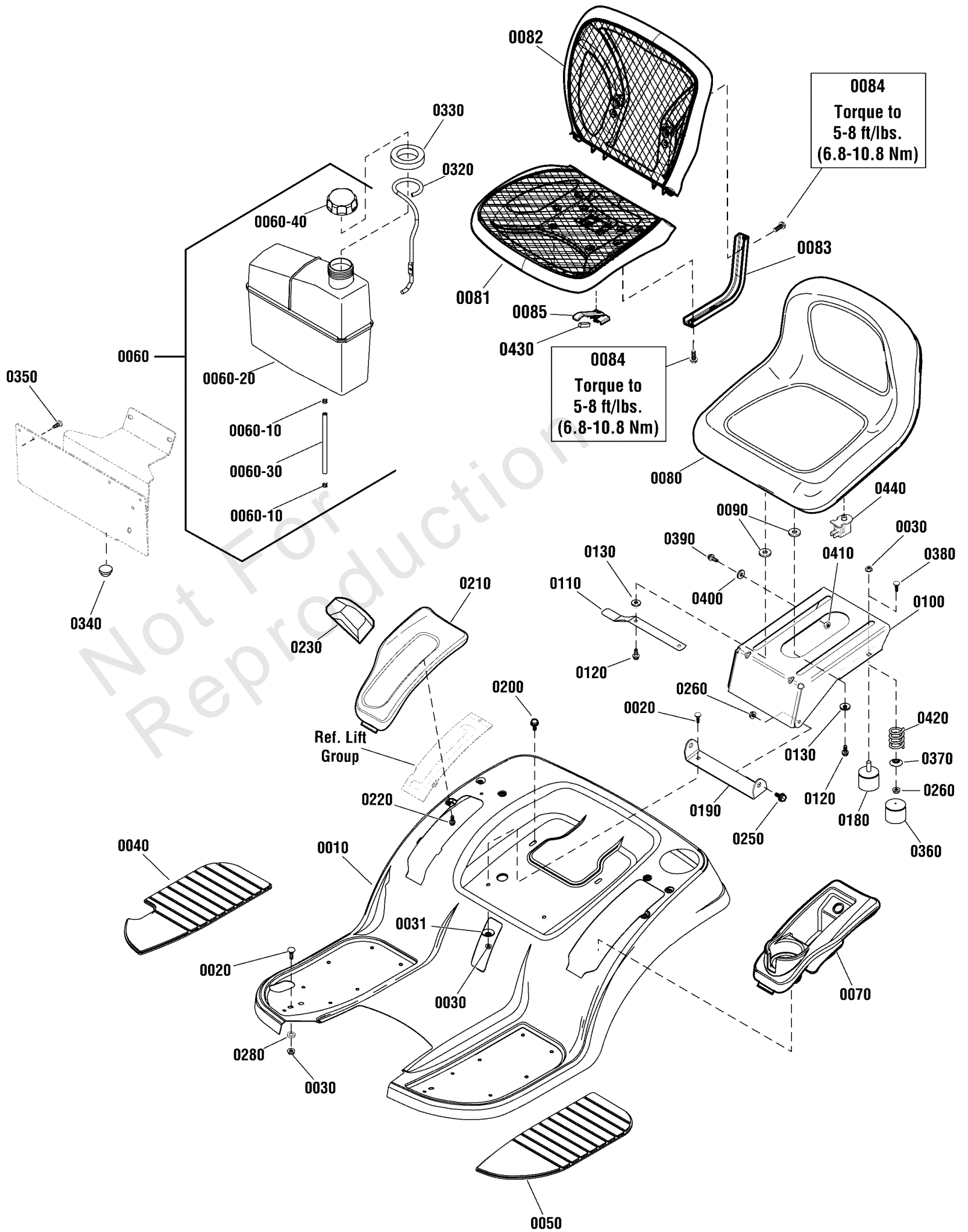
Lift Group (885450)

REF NO	PART NO	QTY	DESCRIPTION
0010	1728070SM	1	ROD, Lift Handle, 18-7/8"
0020	1729652SM	1	SPRING, Torsion
0030	1931277SM	1	NUT, Hex Flange Whiz Lock Small, 5/16-18
0040	1731417BMYP	1	ARM, REAR LIFT ECOAT
0050	1732426SM	1	BOLT-SHLDR 5/16-18 0.
0060	1727955SM	2	ROD, Lift, Lower, 3/8 x 10 Long
0070	1731894SM	2	TRUNNION
0080	1960687SM	2	NUT, Hex Flange Nylock, ESNA, 3/8-16
0090	1931211SM	2	NUT, Hex Flange Whiz Lock Small, 3/8-16
0100	1960074SM	5	CLIP, HAIR PIN .093DI
0110	1727985ASM	1	QUADRANT, Lift Height
0120	1730264SM	1	DECAL, Height Of Cut
0130	1960252SM	1	BOLT-RD HD SH SQ NK 1
0140	1930641SM	1	NUT, Hex Flange Whiz Lock, 1/4 - 20
0150	1960170SM	2	WASHER, 1/2 x 1 OD
0160	721221	2	PIN, Threaded, Shoulder, 3/8-16x1-7/16 Long
0170	1666294SM	2	SPACER, .385 ID x .6697 OD x .455 Long
0220	1727954SM	1	ROD, Lift .375 dia
0230	885523AYP	1	ARM, Rear Lift, LH
0240	885382YP	4	WASHER, Rubber
0250	720173	1	WASHER, Flat, 13/16
0260	722453	1	SPRING, Extension
0350	771009	1	PUSHNUT, 5/8

Seat Deck & Fuel Tank Group (885788_885939)

Note: Unless noted otherwise, use the standard torque specifications

Mfg. No: 2691106-00



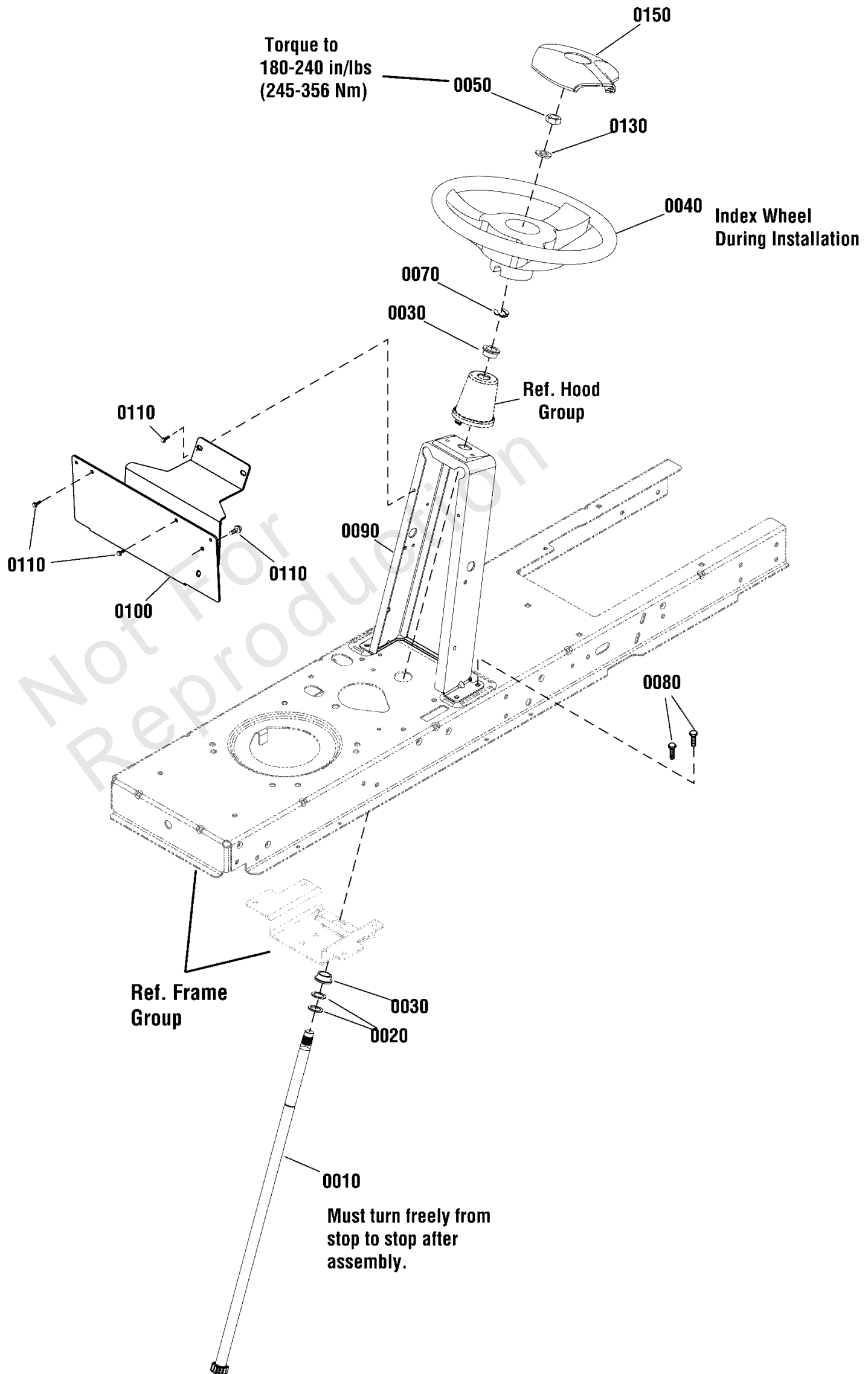
Seat Deck & Fuel Tank Group (885788_885939)

REF NO	PART NO	QTY	DESCRIPTION
0010	885687CYP	1	DECK, Seat
0020	1931333SM	4	BOLT, Carriage, 5/16-18 x 3/4 G5
0030	015X79MA	4	NUT, Hex Flange Whiz Lock Small, 5/16-18
0031	1709256SM	2	WASHER, Spring, 5/16 x 1 1/4
0040	1728007SM	1	PAD, Footrest, R.H.
0050	1728006SM	1	PAD, Footrest, L.H.
0060	885896YP	1	FUEL TANK ASSEMBLY -(Includes Ref. Nos. 0060-10, 0060-20, 0060-30 & 0060-40)
0060-10	095197MA	2	CLAMP, Hose
0060-20	-----	1	TANK, Fuel -(Not a serviceable part, order Ref. 0060)
0060-30	1734981SM	1	HOSE, Fuel
0060-40	795027	1	CAP, Fuel Tank
0070	1739535YP	1	POD, Grey, L.H.
0080	1754214YP	1	SEAT, Lo Back -(Use on 96cm Models)
0081	1738013YP	1	SEAT, Bottom, Mesh -(Use on 107cm) Models)
0082	1738014YP	1	SEAT, Back, Mesh -(Use on 107cm) Models)
0083	1737848BM	2	SUPPORT, Mesh Seat -(Use on 107cm) Models)
0084	703354	8	SCREW, 5/16-18 -(Use on 96cm Models)
0085	1738015YP	1	SWITCH, Lever, Seat -(Use with Mesh Seat)
0090	1731300SM	4	SPACER, 5/16 ID x 1-1/4 OD x 5/16
0100	1727265ASM	1	SUPPORT, Seat
0110	1755767BMYP	1	LATCH, Seat
0120	1930595SM	4	CAPSCREW, Hex Flange Whiz Lock, 5/16-18 x 1
0130	703298	4	WASHER, 5/16
0180	1739934YP	2	BUMPER, Rubber
0190	885538AYP	1	PIVOT, Seat
0200	1930601SM	2	CAPSCREW, Hex Washer Head, Taptite, 5/16-18 x 5/8
0210	1739537YP	1	POD, R.H.
0220	1960536SM	6	SCREW, HEX WSHR HD PL
0230	1722302SM	1	GRIP
0250	1729576SM	2	BOLT, Shoulder, 5/16-18 x 15/32
0260	703115	2	NUT
0280	885382YP	2	WASHER, Rubber
0320	885834YP	1	ROD, Gas Tank
0330	1001963MA	1	RING, Foam
0340	1401377MA	2	BUMPER, Front
0350	7016704SM	2	FASTENER, Panel
0360	1704724SM	2	COVER, Spring
0370	1709256SM	2	WASHER, Spring, 5/16 x 1 1/4
0380	1960282SM	2	BOLT, Carriage, 5/16-18 x 3/4, G5
0390	1923114SM	1	CAPSCREW, Hex Head, 1/2-13 x 1, G5
0400	1960170SM	1	WASHER, 1/2
0410	5025038SM	1	NUT, 1/2-13
0420	1704728SM	2	SPRING, Compression
0430	1750296YP	1	FOAM STRIP -(Use with Mesh Seat)
0440	7023354YP	1	SWITCH, SEAT -(Use with Lo Back Seat)

Steering Group (885822a)

Note: Unless noted otherwise, use the standard torque specifications

Mfg. No: 2691106-00



Steering Group (885822a)

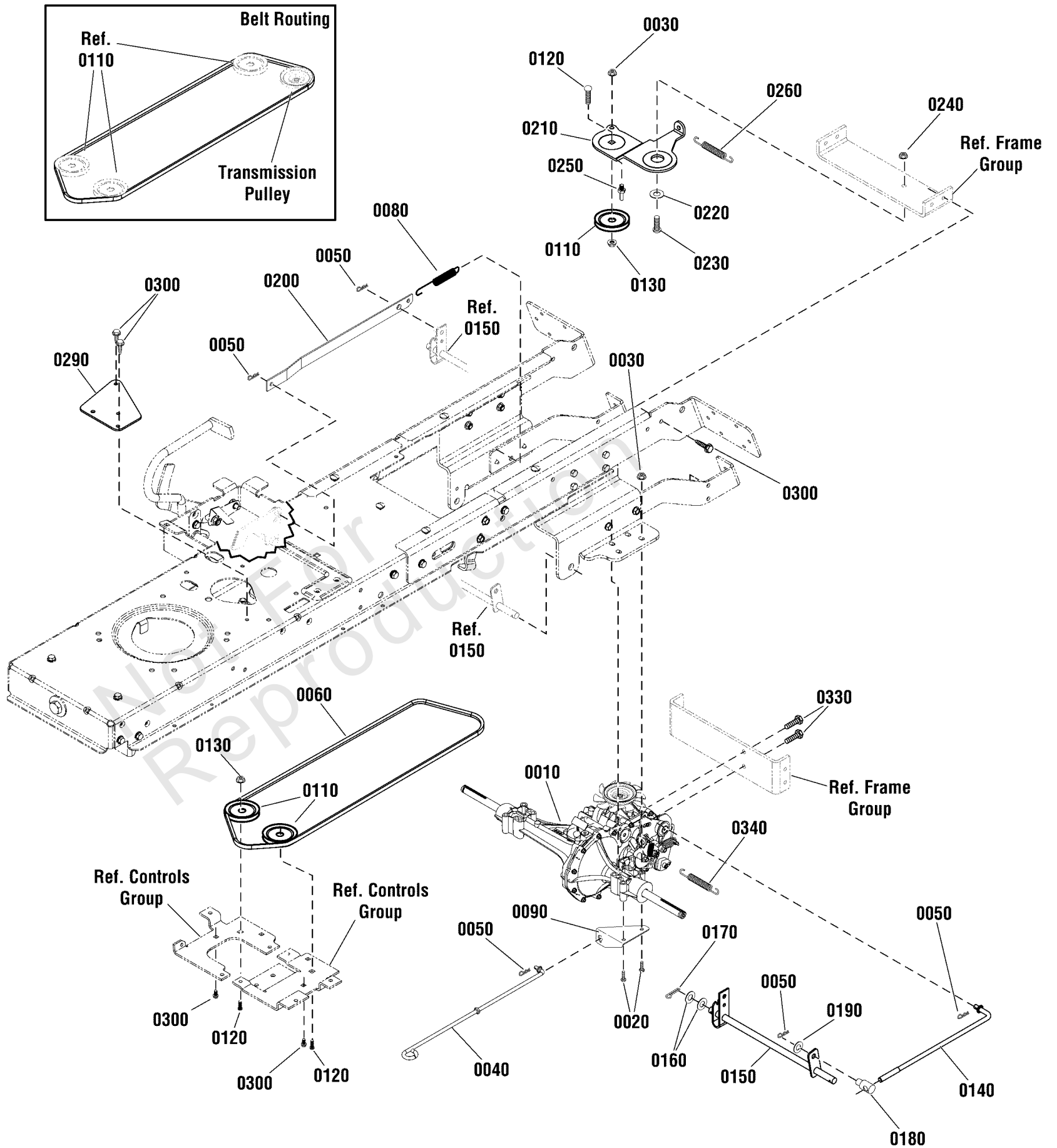
REF NO	PART NO	QTY	DESCRIPTION
0010	1727813SM	1	SHAFT, Steering Gear & Spline
0020	1960114SM	2	WASHER, 3/4 x 1
0030	1729665SM	2	BUSHING, Steering
0040	1728069SM	1	STEERING WHEEL
0050	1960576SM	1	NUT, Hex Lock, ESNA Light, 5/8-18
0070	1611710SM	1	RING, Klipring Extension
0080	1930601SM	4	SCREW, Hex Washer Head, Taptite, 5/16-18 x 5/8
0090	885835BMYP	1	TOWER, RDLT
0100	885833BMYP	1	BRACKET, Tank
0110	1925003SM	2	CAPSCREW, Hex Head, Taptite, 1/4-20 x 1/2
0130	1924366SM	1	WASHER, 5/8
0150	1722319SM	1	CAP, Steering Wheel, Plain

Not For Reproduction

Transmission Group (885706a_2991379)

Note: Unless noted otherwise, use the standard torque specifications

Mfg. No: 2691106-00



Transmission Group (885706a_2991379)

REF NO	PART NO	QTY	DESCRIPTION
0010	885528YP	1	* TRANSMISSION, Hydro Gear, 610
0020	1923141SM	4	SCREW, Hex Head Flange Lock, 5/16-18 x 2-3/4, G5
0030	1931277SM	4	NUT, Hex Flange, Whiz Lock, 5/16-18
0040	885436YP	1	LEVER, Roll Release
0050	1722460SM	5	PIN, Quick
0060	885495YP	1	BELT, Secondary (81.37" EL, HA section)
0080	165X75MA	1	SPRING, Extension
0090	885868BMYP	1	BRACKET, Roll Release
0110	885645YP	3	PULLEY, Idler
0120	1931352SM	3	BOLT, Carriage, Short Neck, 3/8-16 x 1-1/2
0130	015X84MA	3	NUT, Hex Flange, Centerlock, 3/8-16
0140	885476YP	1	SPEED CONTROL, Short Link
0150	885477AYP	1	SPEED CONTROL ASSEMBLY
0160	017X91MA	2	WASHER, Flat, 13/16
0170	1960074SM	1	CLIP, HAIR PIN .093DI
0180	021920ZMA	1	NUT, Adjusting
0190	017X53MA	1	WASHER, Flat, .41
0200	885480AYP	1	LINK, Speed Control
0210	885409AYP	1	BRACKET, Idler, Rear
0220	1727935SM	1	SPACER-PIVOT 0.330ID
0230	1931335SM	1	BOLT, Carriage, Short Neck, 5/16-18 x 1
0240	1931277SM	2	NUT, Hex Flange, Whiz Lock, 5/16-18
0250	885077YP	1	BELT GUIDE
0260	1731939SM	1	SPRING, Extension
0290	885953BMYP	1	PLATE, Front Fixed Idler -(Only used on Rev - 00)
0300	703228	4	SCREW, 5/16-18 X .75 -(Only 2 used on Rev - 01)
0330	703228	2	SCREW, 5/16-18 X .75
0340	165X92MA	1	SPRING, Extension

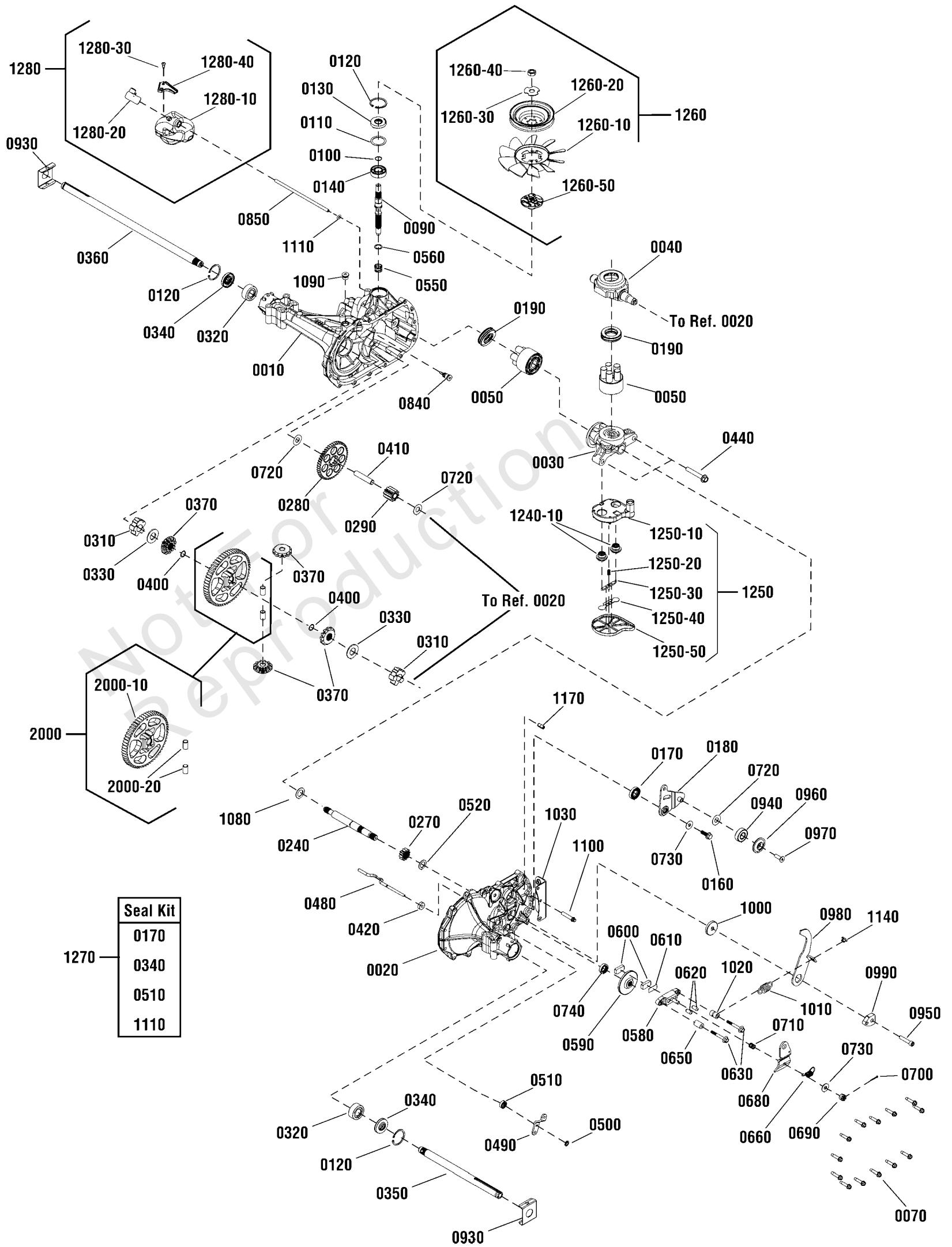
Footnotes:

Note:* See your local authorized dealership for parts and warranty or contact Hydro Gear at www.hydro-gear.com/Support/NorthAmerica.aspx (U.S. 1-877-728-7410 Int'l 32 (0) 12 670 631)

Transmission SERVICE PARTS - Hydro Gear 324-0610 (885528)

Note: Unless noted otherwise, use the standard torque specifications

Mfg. No: 2691106-00



Transmission SERVICE PARTS - Hydro Gear 324-0610 (885528)

REF NO	PART NO	QTY	DESCRIPTION
0010	-----	1	* MAIN HOUSING ASSEMBLY
0020	-----	1	* SIDE HOUSING ASSEMBLY
0030	84007737	1	CENTER SECTION ASSEMBLY
0040	-----	1	* TRUNNION, Swashplate
0050	-----	2	* BLOCK ASSEMBLY
0060	-----	1	* SEALANT, 10.1 oz. -(Not Illustrated)
0070	-----	14	* SCREW, Hex Washer, 1/4-20 x 1-1/8
0090	1752461	1	SHAFT, Input
0100	1715270	1	RING, Retaining
0110	1752462	1	WASHER, Flat, 1.23 x 1.57 x .04
0120	1752463	3	RING, RETAINING
0130	1752464	1	SEAL, LIP 17 x 40 x 12
0140	1752465	1	BEARING, BALL 17 x 40 x 12
0160	-----	1	* SCREW, Hex Flange, With Patch, 5/16-24 x 15/16
0170	-----	1	* SEAL, Lip, 18 x 32 x 7 -(Not a servicable part, order kit # 1270)
0180	-----	1	* ARM, Control
0190	1715144	2	* BEARING, Thrust, 30 x 52 x 13
0240	-----	1	* SHAFT, Motor
0270	-----	1	* GEAR, Pinion, 12T
0280	-----	1	* GEAR, 10T/49T
0290	-----	1	* GEAR, Jackshaft, 10T
0310	-----	2	* BUSHING, Sleeve (Inboard)
0320	-----	2	* BUSHING, Sleeve, 3/4 x 1-1.571 x 5/8
0330	-----	2	* WASHER, Flat, 3/4 x 1-1/2 x 7/64
0340	-----	2	* SEAL, Lip, 3/4 x 1.577 x 1/4 -(Not a servicable part, order kit # 1270)
0350	84007733	1	SHAFT, Axle, 3/4 x 11.39 (Key, RH)
0360	84007734	1	SHAFT, AXLE, 3/4 x 16.99 (Key, LH)
0370	84007738	1	KIT, Miter Gear
0400	-----	2	* RING, Retaining Spiral
0410	-----	1	* PIN, Jackshaft, 1/2 x 2.43
0420	-----	1	* MAGNET, Ring
0440	1717965	2	SCREW, Hex Flange, 3/8-24 x 2-1/2
0480	-----	1	* ROD, Actuator Bypass
0490	-----	1	* ARM, Bypass
0500	-----	1	* RING, Retaining, External, 1/4
0510	-----	1	* SEAL, Lip, 1/4 x 3/4 x 1/4 TC -(Not a servicable part, order kit # 1270)
0520	-----	1	* WASHER, Flat, 5/8 x 1 x 1/2
0530	-----	1	* RING, Retaining
0540	-----	1	* BUSHING, Center Block
0550	-----	1	* SPRING, Block
0560	-----	1	* WASHER, Thrust, .59 x .79 x .04
0580	-----	1	* BRAKE YOKE KIT
0590	84007735	1	ROTOR, Brake
0600	-----	2	* PUCK, Brake
0610	84007736	1	PLATE, Puck

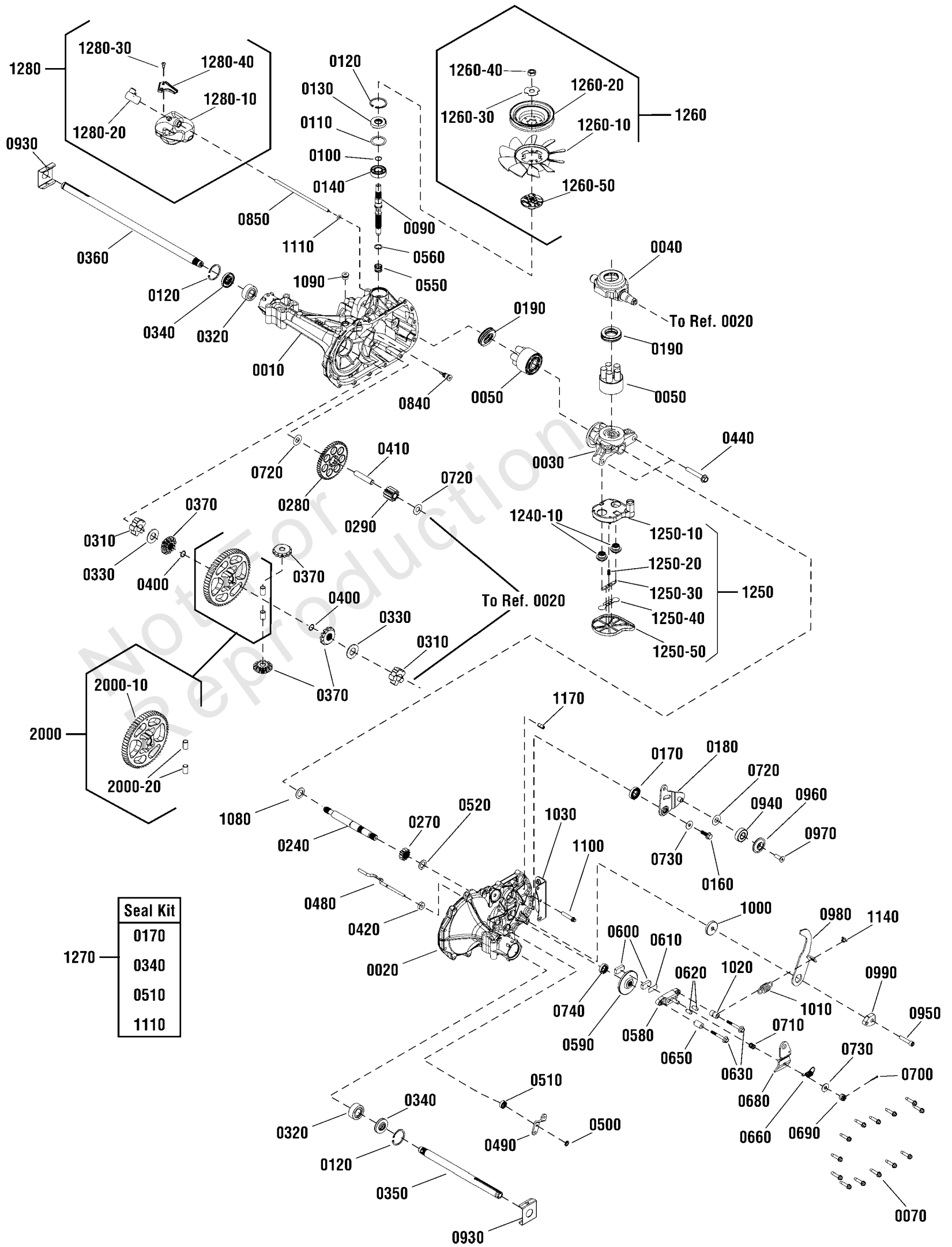
Footnotes:

Note:* See your local authorized dealership for parts and warranty or contact Hydro Gear at www.hydro-gear.com/Support/NorthAmerica.aspx (U.S. 1-877-728-7410 Int'l 32 (0) 12 670 631)

Transmission SERVICE PARTS - Hydro Gear 324-0610 (885528)

Note: Unless noted otherwise, use the standard torque specifications

Mfg. No: 2691106-00



Transmission SERVICE PARTS - Hydro Gear 324-0610 (885528)

REF NO	PART NO	QTY	DESCRIPTION
0620	-----	2	* PIN, Brake Actuating
0630	-----	2	* SCREW, Hex Head, With Patch, 1/4-20 x 2
0650	1715199	1	SPACER, .26 x .57 x .87
0660	-----	1	* SPRING, Brake arm Bias
0670	1706160	1	SCREW, Square Head, Ribbed, 5/16-24
0680	-----	1	* ARM, Brake
0690	-----	1	* NUT, Castle, 5/16-24
0700	-----	1	* PIN, Cotter
0710	-----	1	* SPRING, Compression Brake, Anti-Drag
0720	-----	3	* WASHER, Flat, .51 x 1.0 x .03
0730	-----	2	* WASHER, Flat, .34 x .88 x .06
0740	-----	1	* KIT, Seal
0840	-----	1	* FITTING, 5/16 SAE 5/32 TUBE
0850	-----	1	* HOSE, Expansion Tank, 7.56 In.
0930	1752466	2	SPRING CLIP, Housing Thrust (3/4" Axle)
0940	-----	1	* BEARING, Ball, .62 x 1.38 x .44
0950	-----	1	* CAPSCREW, Socket Head, 5/16-24 x 1-1/2
0960	-----	1	* SPACER, Locating
0970	-----	1	* SCREW, Countersunk, 5/16-18 x 1
0980	-----	1	* ARM, Return
0990	-----	1	* PUCK, Adjusting
1000	-----	1	* WASHER, Flat, .32 x 1.60 x .24
1010	-----	1	* SPRING, Extension, Double Loop
1020	-----	1	* SPACER, .26 x .56 x .87
1030	-----	1	* BRACKET, Torque
1080	-----	1	* WASHER, Flat, .71 x 1.16 x .04
1090	-----	1	* PLUG, 9/16-18 (METAL)
1100	-----	1	* SCREW, Torx Head, 5/16-18 x 1-1/2
1110	-----	1	* O-RING, .299 x .505 x .103 -(Not a serviceable part, order kit # 1270)
1140	-----	1	* SPRING, Guide
1170	-----	1	* PIN, Spring, .304 x .75
1240	-----	1	* CENTERSECTION ASSEMBLY, Filter, Bypass -(Not Illustrated) (Includes Ref. Nos. 0030, 1240-10 & 1250)
1240-10	-----	1	* CENTERSECTION (5-Piston) -(Not a serviceable part, order kit #1240)
1250	-----	1	* FILTER ASSEMBLY -(Includes Ref. Nos. 1250-10, 1250-20, 1250-30, 1250-40 & 1250-50)
1250-10	-----	1	* BASE, Filter, With Poppet -(Not a serviceable part, order kit #1250)
1250-20	-----	1	* SPRING, Bypass, 1/2" -(Not a serviceable part, order kit #1250)
1250-30	-----	1	* ACTUATOR, Bypass -(Not a serviceable part, order kit #1250)
1250-40	-----	1	* DEFLECTOR -(Not a serviceable part, order kit #1250)
1250-50	-----	1	* BOTTOM, Filter -(Not a serviceable part, order kit #1250)
1260	1752467	1	FAN & PULLEY KIT -(Includes Ref. Nos. 1260-10, 1260-20, 1260-30, 1260-40 & 1260-50)
1260-10	-----	1	* FAN, 7" (10 BLADE) -(Not a serviceable part, order kit #1260)

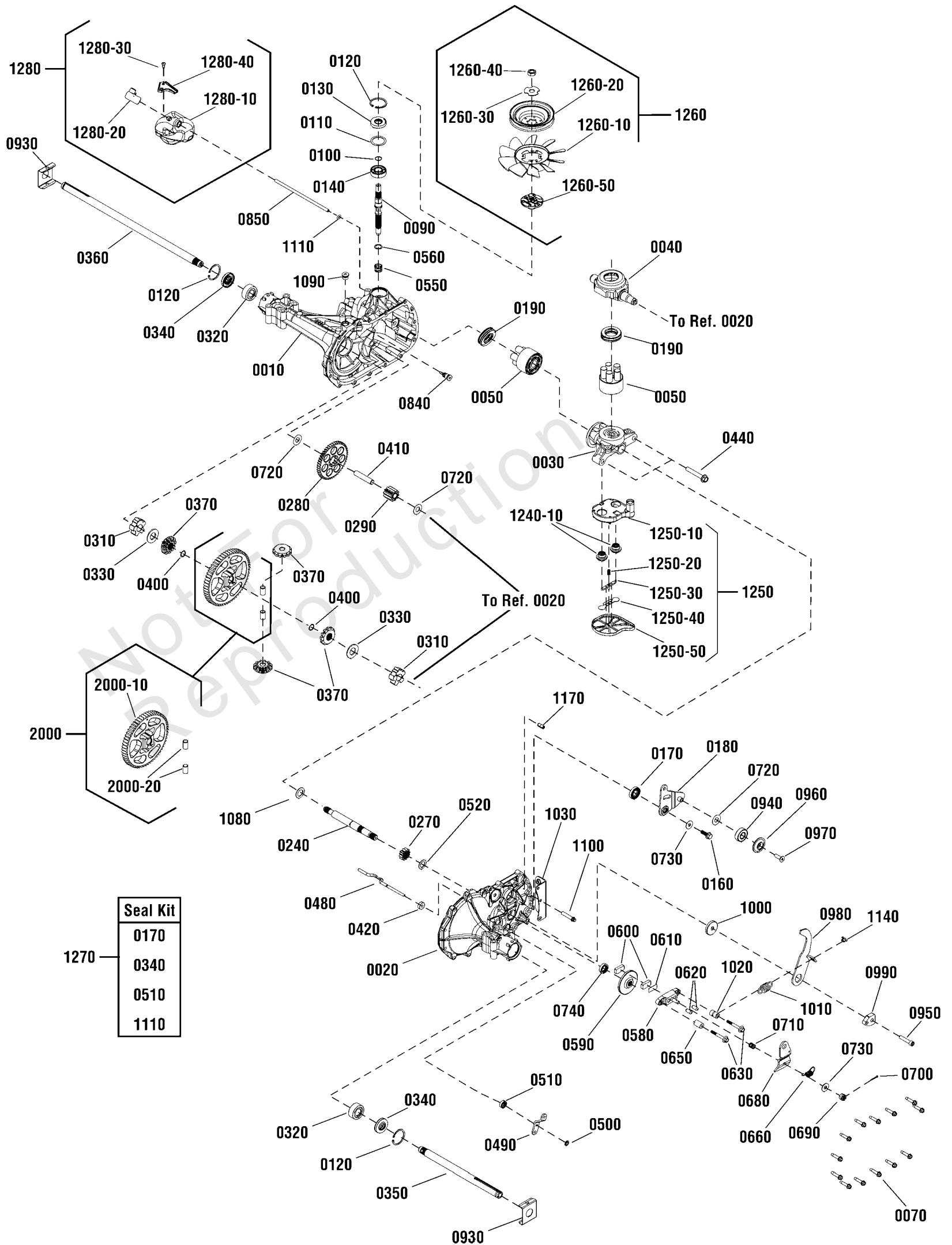
Footnotes:

Note:* See your local authorized dealership for parts and warranty or contact Hydro Gear at www.hydro-gear.com/Support/NorthAmerica.aspx (U.S. 1-877-728-7410 Int'l 32 (0) 12 670 631)

Transmission SERVICE PARTS - Hydro Gear 324-0610 (885528)

Note: Unless noted otherwise, use the standard torque specifications

Mfg. No: 2691106-00



Transmission SERVICE PARTS - Hydro Gear 324-0610 (885528)

REF NO	PART NO	QTY	DESCRIPTION
1260-20	-----	1	* PULLEY, Cupped, 4-1/2" -(Not a serviceable part, order kit #1260)
1260-30	-----	1	* NUT, Hex Jam, With Patch, 1/2-20 -(Not a serviceable part, order kit #1260)
1260-40	-----	1	* WASHER, Slotted, .53 x 1.63 x .06 -(Not a serviceable part, order kit #1260)
1260-50	-----	1	* HUB, Pulley -(Not a serviceable part, order kit #1260)
1270	1752468	1	SEAL & O-RING KIT -(Includes Ref. Nos. 0170, 0340, 0510 & 1110)
1280	1752469	1	EXPANSION TANK KIT -(Includes Ref. Nos. 1280-10, 1280-20, 1280-30 & 1280-40)
1280-10	-----	1	* TANK, Expansion -(Not a serviceable part, order kit #1280)
1280-20	-----	1	* CAP, Expansion Tank -(Not a serviceable part, order kit #1280)
1280-30	-----	1	* BOLT, Self Tapping, 10-32 x 1/2 -(Not a serviceable part, order kit #1280)
1280-40	-----	1	* BRACKET, Expansion Tank -(Not a serviceable part, order kit #1280)
2000	-----	1	* KIT, 60T Bull Gear Diff Pins -(Includes Ref. Nos. 2000-10 & 2000-20)
2000-10	-----	1	* GEAR, 60T
2000-20	-----	2	* PIN, 1/2

Not For
Reproduction

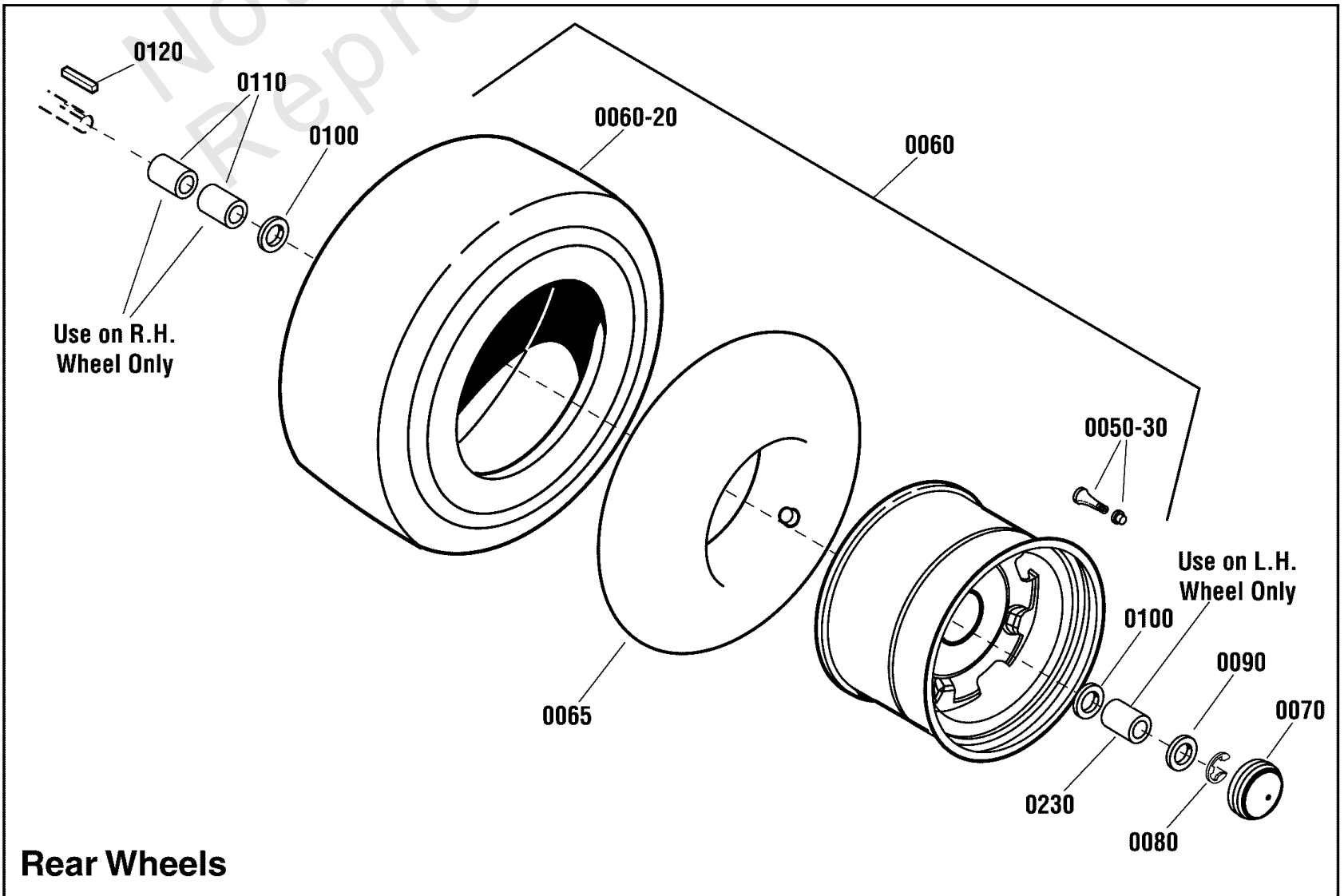
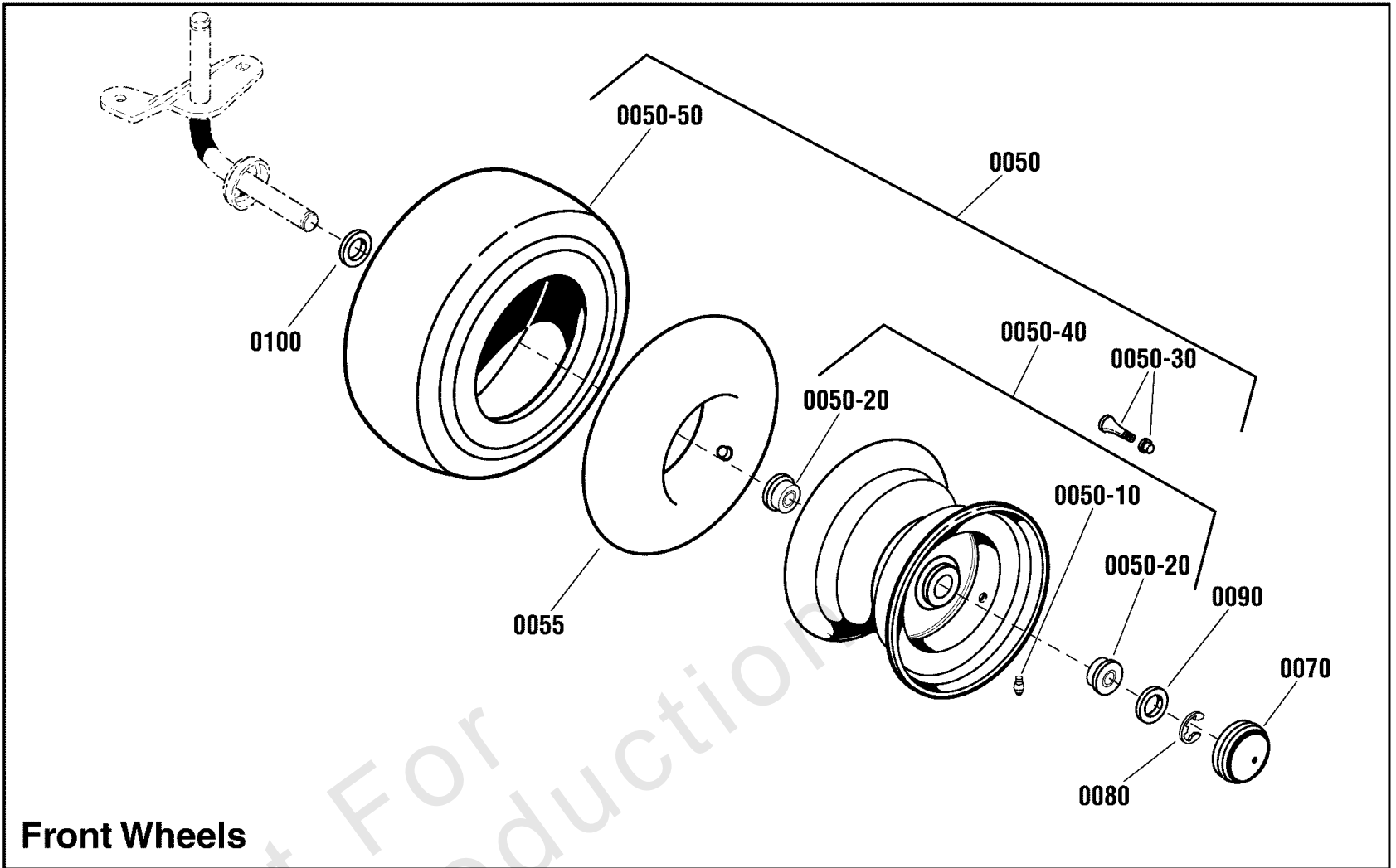
Footnotes:

Note:* See your local authorized dealership for parts and warranty or contact Hydro Gear at www.hydro-gear.com/Support/NorthAmerica.aspx (U.S. 1-877-728-7410 Int'l 32 (0) 12 670 631)

Wheel & Tire Group (W885823_W885940)

Note: Unless noted otherwise, use the standard torque specifications

Mfg. No: 2691106-00



Wheel & Tire Group (W885823_W885940)

REF NO	PART NO	QTY	DESCRIPTION
0050	1729708SM	2	WHEEL& TIRE ASSEMBLY, Front -(Includes Ref. Nos. 0050-10, 0050-20, 0050-30, 0050-40 & 0050-50)
0050-10	2812808SM	1	FITTING, Lube
0050-20	1713167SM	2	BEARING, 3/4
0050-30	2172353SM	4	VALVE STEM & CAP
0050-40	1726301SM	1	WHEEL & BUSHINGS ASSEMBLY, Front -(Includes Ref. Nos. 0050-10 & 0050-30)
0050-50	1731951SM	1	TIRE, Kenda, Turf Rider, Front, 15 x 6.00 - 6
0055	1664090SM	2	TUBE, Tire, Front
0060	885457YP	2	WHEEL & TIRE ASSEMBLY, Rear, 20 x 8-8 -(Includes Ref. Nos. 0050-30 & 0060-20) (Used on 17.5HP & 18HP Models)
0060	1732324SM	2	WHEEL & TIRE ASSEMBLY, Rear, 22" -(Includes Ref. Nos. 0050-30 & 0060-20) (Used on 22HP & 26HP Models)
0060-20	-----	1	TIRE, Rear, K358 x 20 x 8.94-8 -(Not a serviceable part, order Ref. 0060)
0060-20	-----	2	TIRE, Rear, K358 x 22 x 10-8 -(Not a serviceable part, order Ref. 0060)
0065	2164247SM	2	TUBE, Tire, Rear
0070	094618MA	4	HUB CAP
0080	0011X3MA	4	RING, E .750D .050T
0090	17X195MA	4	WASHER, Flat
0100	17X160MA	6	WASHER, Flat, 3/4 x 1-1/4
0110	1730181SM	2	SPACER, 3/4 ID x 1-1/4 OD x 1-5/8, RH -(Use on R.H. Side Only)
0120	021553MA	2	KEY, Square, 3/16
0230	885578YP	1	SPACER, Wheel, LH -(Use on L.H. Side Only)

Hardware Identification & Torque Specifications

Torque Specification Chart								
FOR STANDARD METRIC MACHINE HARDWARE (Tolerance ± 20%)								
Property Class	5.6		8.8		10.9		12.9	
	Class 5.6		Class 8.8		Class 10.9		Class 12.9	
Size Of Hardware	in/lbs	Nm.	in/lbs	Nm.	in/lbs	Nm.	in/lbs	Nm.
	ft/lbs		ft/lbs		ft/lbs		ft/lbs	
M3	5.88	.56	13.44	1.28	19.2	1.80	22.92	2.15
M4	13.44	1.28	30.72	2.90	43.44	4.10	52.56	4.95
M5	26.4	2.50	60.96	5.75	5.97	8.10	7.15	9.7
M6	44.64	4.3	7.3	9.9	10.3	14	12.1	16.5
M7	5.2	7.1	12.1	16.5	16.9	23	19.9	27
M8	7.7	10.5	17.7	24	25	34	29	40
M10	15	21	35	48	50	67	59	81
M12	26	36	61	83	86.2	117	103	140
M14	42	58	101	132	136	185	162	220
M16	64	88	147	200	210	285	250	340
M18	89	121	202	275	287	390	346	470
M20	126	171	290	390	405	550	486	660
M22	169	230	390	530	559	745	656	890
M24	217	295	497	375	708	960	840	1140
M27	320	435	733	995	1032	1400	1239	1680
M30	435	590	995	1350	1401	1900	1681	2280
M33	590	800	1349	1830	1902	2580	2278	3090
M36	759	1030	1740	2360	2441	3310	2935	3980
M39	988	1340	2249	3050	3163	4290	3798	5150

Torque Specification Chart						
FOR STANDARD MACHINE HARDWARE (Tolerance ± 20%)						
Hardware Grade	No Marks		SAE Grade 5		SAE Grade 8	
	SAE Grade 2		SAE Grade 5		SAE Grade 8	
Size Of Hardware	in/lbs	Nm.	in/lbs	Nm.	in/lbs	Nm.
	ft/lbs		ft/lbs		ft/lbs	
8-32	19	2.1	30	3.4	41	4.6
8-36	20	2.3	31	3.5	43	4.9
10-24	27	3.1	43	4.9	60	6.8
10-32	31	3.5	49	5.5	68	7.7
1/4-20	66	7.6	8	10.9	12	16.3
1/4-28	76	8.6	10	13.6	14	19.0
5/16-18	11	15.0	17	23.1	25	34.0
5/16-24	12	16.3	19	25.8	29	34.0
3/8-16	20	27.2	30	40.8	45	61.2
3/8-24	23	31.3	35	47.6	50	68.0
7/16-14	30	40.8	50	68.0	70	95.2
7/16-20	35	47.6	55	74.8	80	108.8
1/2-13	50	68.0	75	102.0	110	149.6
1/2-20	55	74.8	90	122.4	120	163.2
9/16-12	65	88.4	110	149.6	150	204.0
9/16-18	75	102.0	120	163.2	170	231.2
5/8-11	90	122.4	150	204.0	220	299.2
5/8-18	100	136	180	244.8	240	326.4
3/4-10	160	217.6	260	353.6	386	525.0
3/4-16	180	244.8	300	408.0	420	571.2
7/8-9	140	190.4	400	544.0	600	816.0
7/8-14	155	210.8	440	598.4	660	897.6
1-8	220	299.2	580	788.8	900	1,244.0
1-12	240	326.4	640	870.4	1,000	1,360.0

The guides and ruler furnished below are designed to help you select the appropriate hardware.

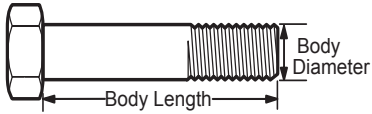


Nut, M8

Thread Diameter (mm)

Inside Diameter (in) Threads per inch

Nut, 1/2-16



Screw, M8- 1.25 x 25

Thread Diameter (mm) Distance between threads (mm) Body Length (mm)

Body Diameter Threads per inch Body Length (in)

Screw, 1/2- 16 x 2



Standard Hardware Sizing

When a washer or nut is identified as 1/2" (M8), this is the *Nominal size*, meaning the *inside diameter* is 1/2 inch (8mm metric thread diameter); if a second number is present it represents the *threads per inch* (distance between threads).

When bolt or capscrew is identified as 1/2 - 16 x 2" (M8 - 1.25 x 50), this means the *Nominal size*, or body diameter is 1/2 inch (8mm metric thread diameter), the second number, 16, represents the *threads per inch*, (*distance between threads*). The final number is the body length of the bolt or screw, 2 inches (50mm).

NOTES

- These torque values are to be used for all hardware excluding: locknuts, self-tapping screws, thread forming screws, sheet metal screws and socket head setscrews.
- Recommended seating torque values for locknuts:
 - for prevailing torque locknuts - use 65% of grade 5 torques.
 - for flange whizlock nuts and screws - use 135% of grade 5 torques.
- Unless otherwise noted on assembly drawings, all torque values must meet this specification.

Common Hardware Types

Hex Head Capscrew



Washer



Carriage Bolt



Hex Nut

Wrench & Fastener Size Guide

1/4" Bolt or Nut Wrench—7/16"	5/16" Bolt or Nut Wrench—1/2"	3/8" Bolt or Nut Wrench—9/16"	7/16" Bolt or Nut Wrench (Bolt)—5/8" Wrench (Nut)—11/16"	1/2" Bolt or Nut Wrench—3/4"
M6 Bolt or Nut Wrench—10mm	M8 Bolt or Nut Wrench—13mm	M10 Bolt or Nut Wrench—17mm	M12 Bolt or Nut Wrench—19mm	M14 Bolt or Nut Wrench—22mm

